

# WILKINSON COUNTY WEEKLY COVID-19 SNAPSHOT



WEEK ENDING JANUARY 23, 2021

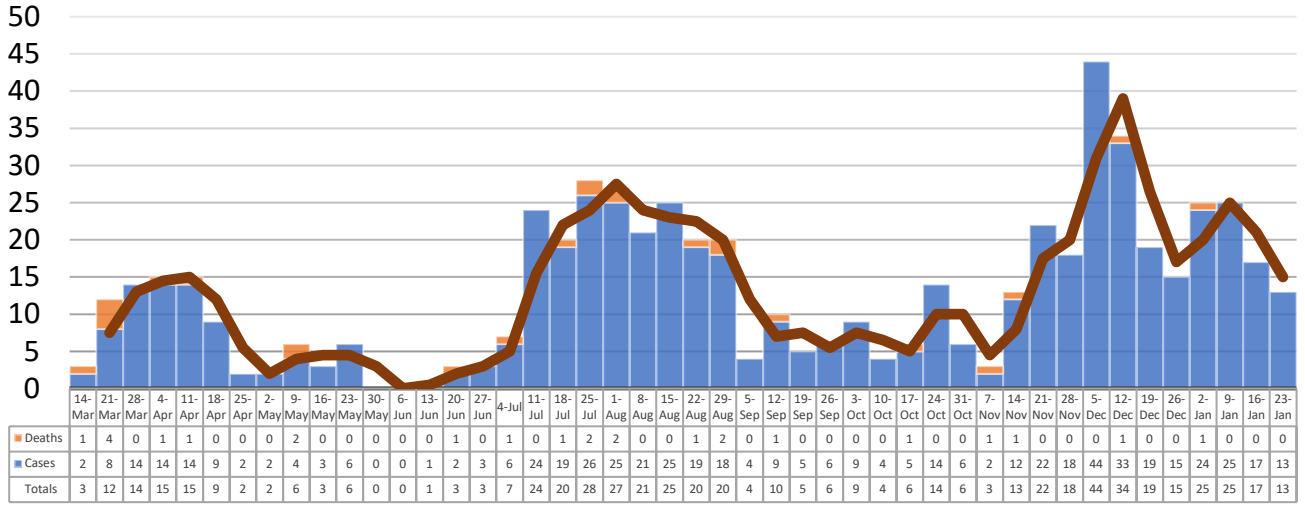
**Total Cases**  
**598**

**Total Deaths**  
**25**

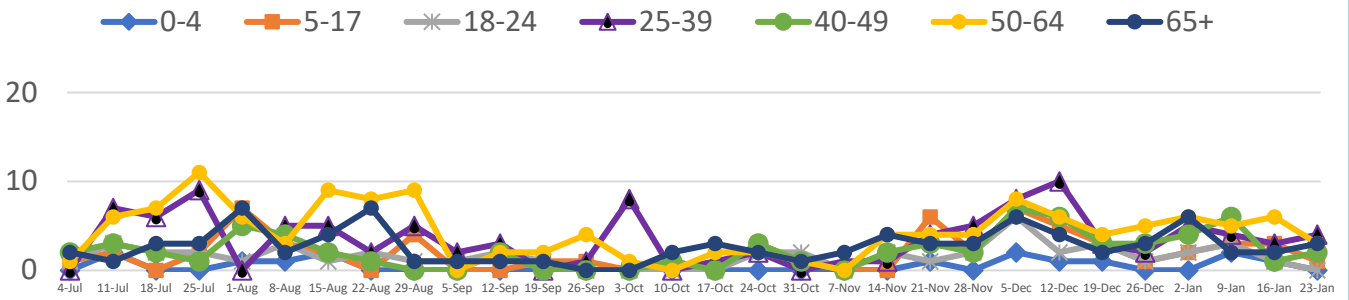
**Total Incidence**  
(cases per 100,000)  
**6929.3**

**\*Test Positivity Rate**  
**6.9%**  
(1/7-1/20)

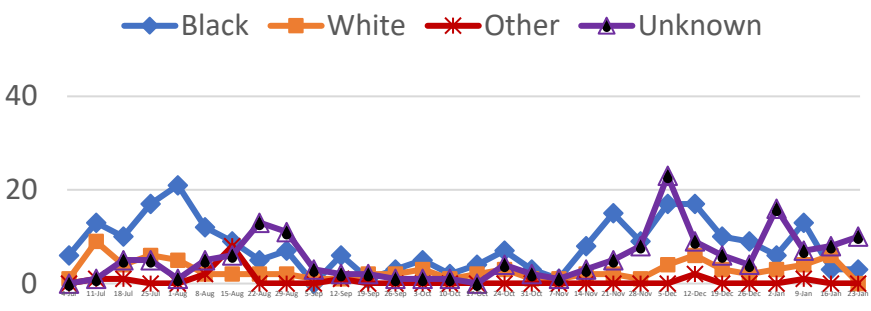
## \*\*Total Cases and Deaths, Through January 23, 2021



## Total Cases, By Age July 2020-January 2021 (End of Week)



## Total Cases, By Race July 2020-January 2021 (End of Week)



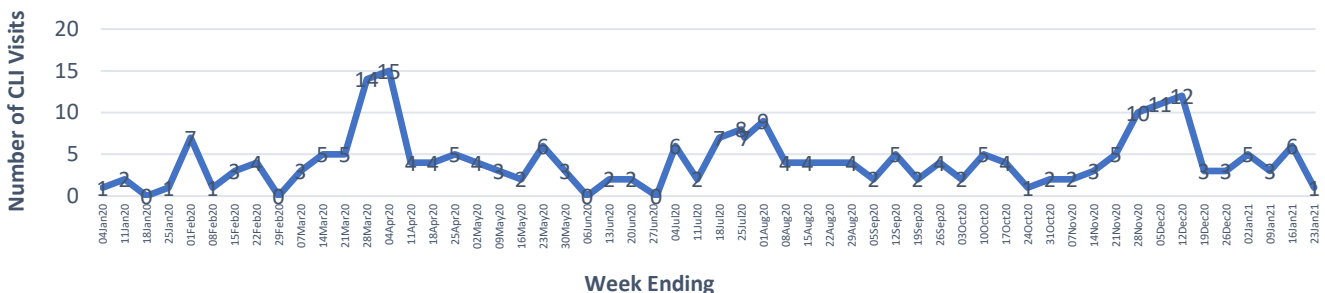
### 1/17/2021 – 1/23/2021

# Cases via Suspected Community Transmission	13
# Cases via Outbreaks	0

#### Outbreak Explanation

During the week of 1/17-1/23, there were no cases/patients associated with an outbreak.

## COVID-19-Like Illness (CLI) Visits Wilkinson County, Mississippi Jan. 04, 2020 - Jan. 23, 2021



\*Counties with test percent positivity <5.0% or with <20 tests in past 14 days: Green; test percent positivity 5.0%-10.0% or with <500 tests and <2000 tests/100k and >10% positivity over 14 days: Yellow; >10.0% and not meeting the criteria for "Green" or "Yellow": Red. Test positivity is rounded to the nearest tenth of a percent before classifying. Reference: [Centers for Medicare and Medicaid Services](#)

\*\*Provisional Data: Illnesses occurring during the last two weeks may not yet have been reported and/or represented.