

CLARKE COUNTY WEEKLY COVID-19 SNAPSHOT

WEEK ENDING JANUARY 23, 2021



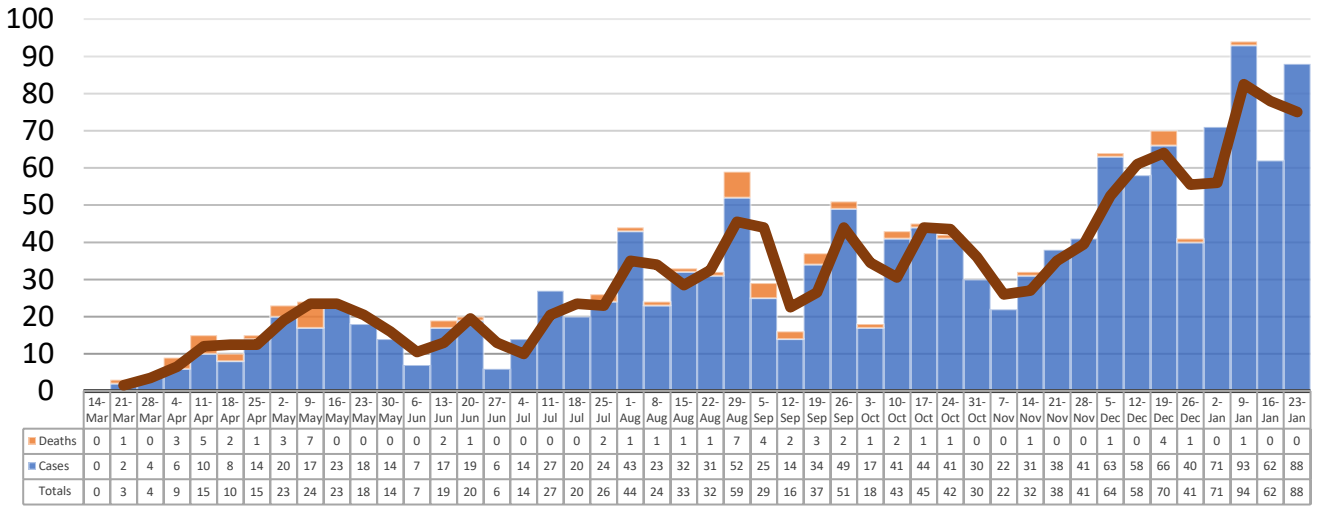
Total Cases
1481

Total Deaths
62

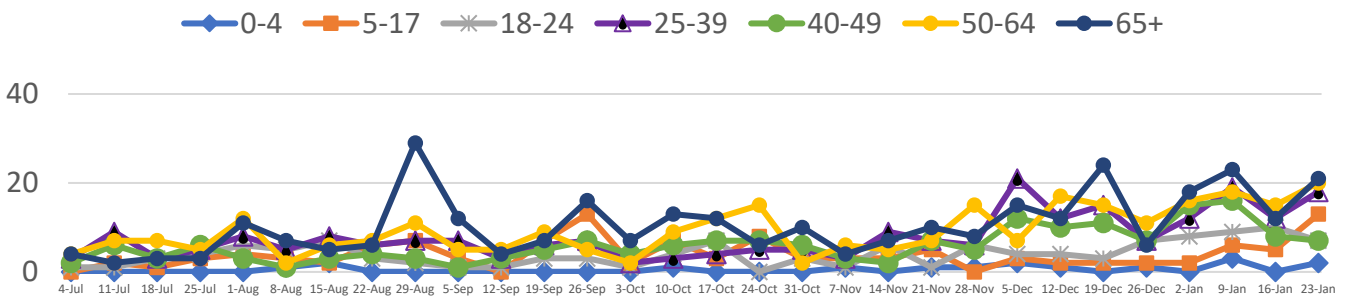
Total Incidence
(cases per 100,000)
9529.6

***Test Positivity Rate**
16.2%
(1/7-1/20)

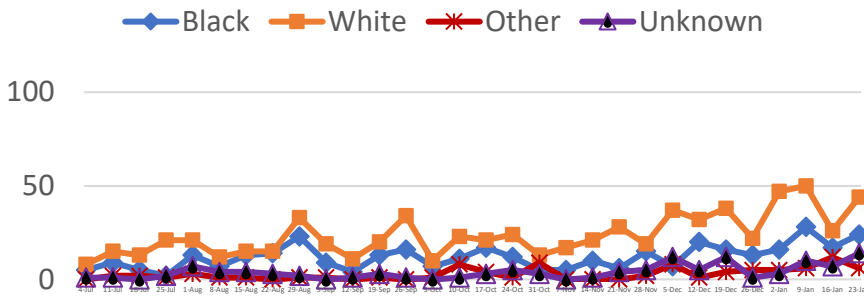
**Total Cases and Deaths, Through January 23, 2021



Total Cases, By Age July 2020-January 2021 (End of Week)

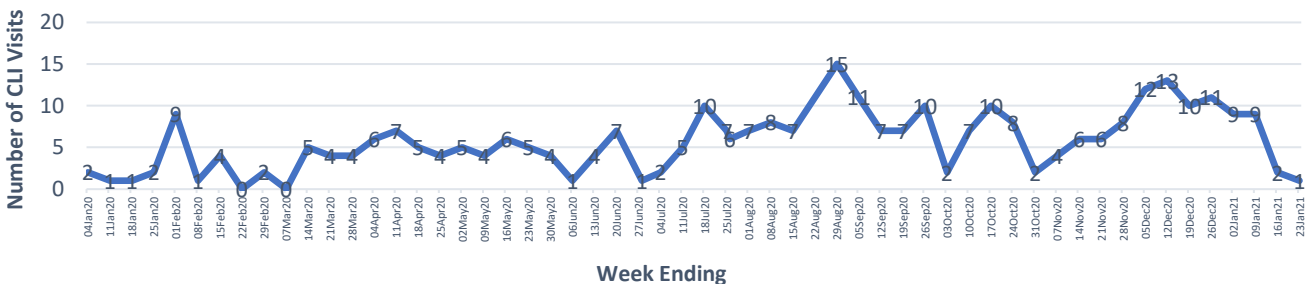


Total Cases, By Race July 2020-January 2021 (End of Week)



1/17/2021 – 1/23/2021	
# Cases via Suspected Community Transmission	72
# Cases via Outbreaks	16
Outbreak Explanation	
During the week of 1/17-1/23, 16 cases/patients were associated with outbreaks in Long-Term Care Facilities (LTCF).	

COVID-19-Like Illness (CLI) Visits Clarke County, Mississippi Jan. 04, 2020 - Jan. 23, 2021



*Counties with test percent positivity <5.0% or with <20 tests in past 14 days: Green; test percent positivity 5.0%-10.0% or with <500 tests and <2000 tests/100k and >10% positivity over 14 days: Yellow; >10.0% and not meeting the criteria for "Green" or "Yellow": Red. Test positivity is rounded to the nearest tenth of a percent before classifying. Reference: [Centers for Medicare and Medicaid Services](#)

**Provisional Data: Illnesses occurring during the last two weeks may not yet have been reported and/or represented.