

# NESHOPA COUNTY WEEKLY COVID-19 SNAPSHOT

WEEK ENDING JANUARY 9, 2021



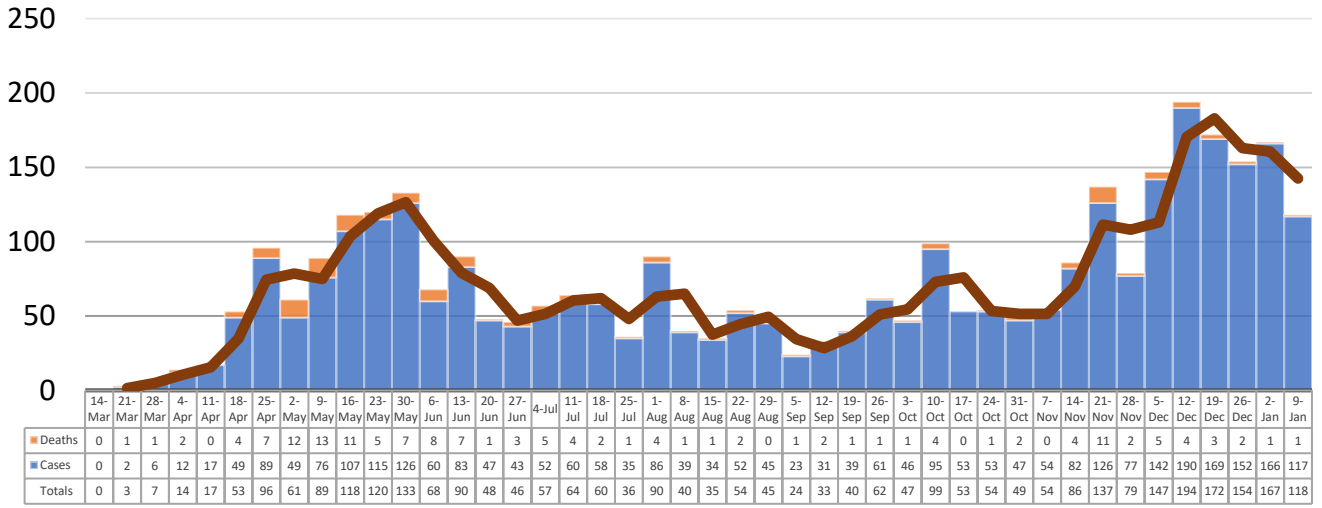
**Total Cases**  
**3213**

**Total Deaths**  
**148**

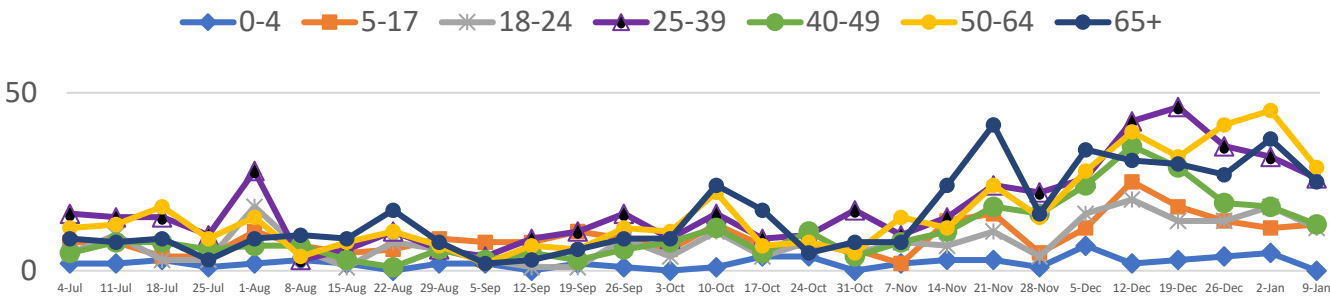
**Total Incidence**  
(cases per 100,000)  
**11034.4**

**\*Test Positivity Rate**  
**15.4%**  
(12/24-1/6)

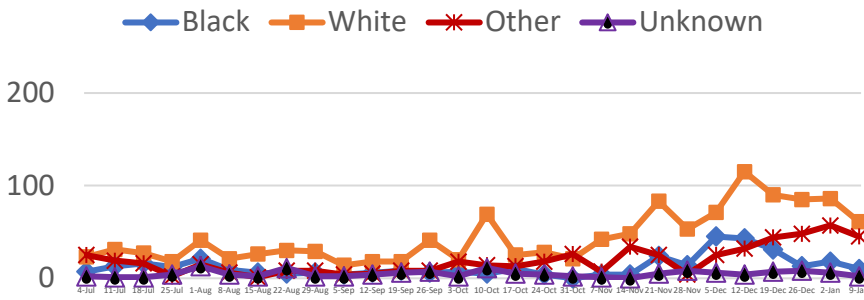
**\*\*Total Cases and Deaths, Through January 9, 2021**



**Total Cases, By Age**  
**July 2020-January 2021 (End of Week)**



**Total Cases, By Race**  
**July 2020-January 2021 (End of Week)**



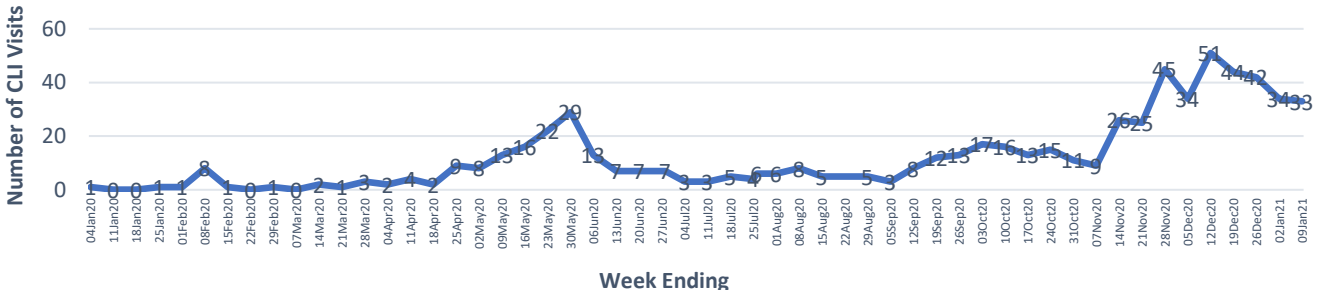
**1/3/2021 – 1/9/2021**

# Cases via Suspected Community Transmission	110
# Cases via Outbreaks	8

**Outbreak Explanation**

During the week of 12/27-1/2, six (6) cases/patients were associated with outbreaks in Long-Term Care Facilities (LTCF); one (1) case was associated with an outbreak at a residential care facility; one (1) case was associated with a pending outbreak investigation.

**COVID-19-Like Illness (CLI) Visits**  
**Neshoba County, Mississippi**  
**Jan. 04, 2020 - Jan. 09, 2021**



\*Counties with test percent positivity <5.0% or with <20 tests in past 14 days: Green; test percent positivity 5.0%-10.0% or with <500 tests and <2000 tests/100k and >10% positivity over 14 days: Yellow; >10.0% and not meeting the criteria for "Green" or "Yellow": Red. Test positivity is rounded to the nearest tenth of a percent before classifying. Reference: [Centers for Medicare and Medicaid Services](https://www.cms.gov/medicare/medicaid-support/eligibility/eligibility-requirements)

\*\*Provisional Data: Illnesses occurring during the last two weeks may not yet have been reported and/or represented.