

PEARL RIVER COUNTY WEEKLY COVID-19 SNAPSHOT

WEEK ENDING DECEMBER 26, 2020



Total Cases

2408

Total Deaths

79

Total Incidence

(cases per 100,000)

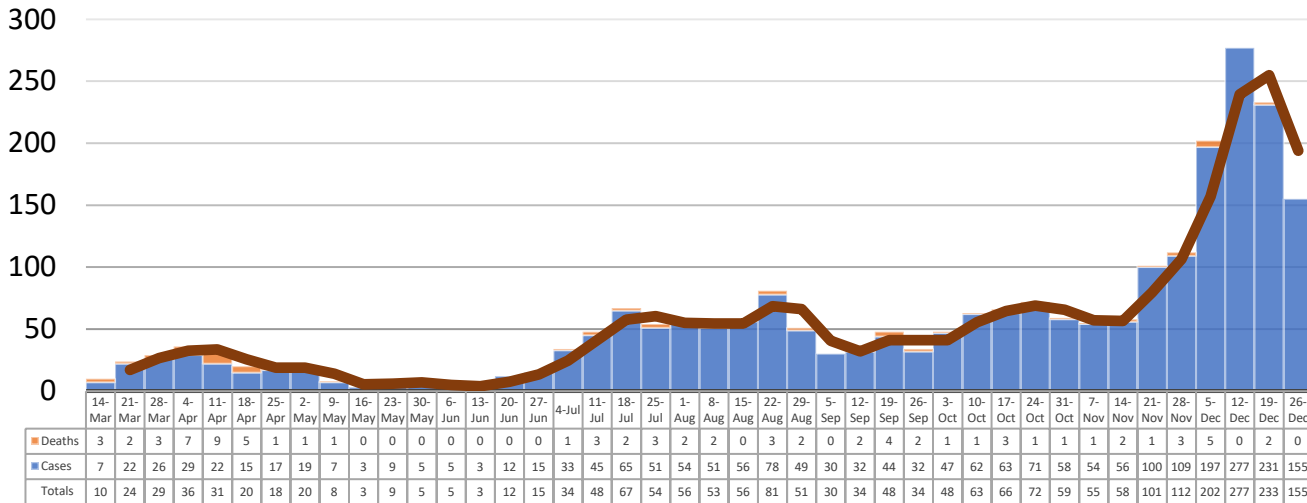
4336.0

*Test Positivity Rate

11.9%

(12/10-12/23)

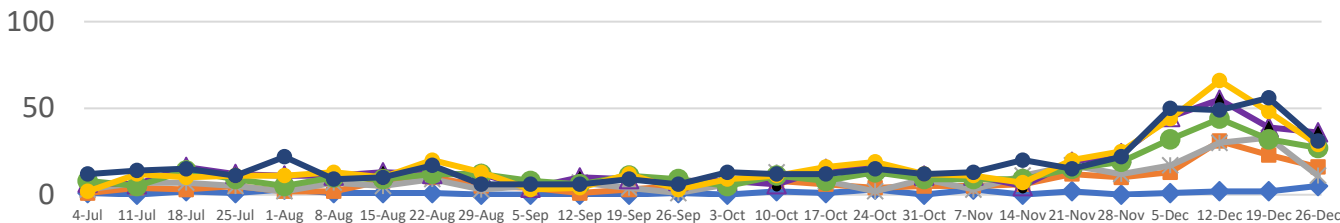
**Total Cases and Deaths, Through December 26, 2020



Total Cases, By Age

July-December 2020 (End of Week)

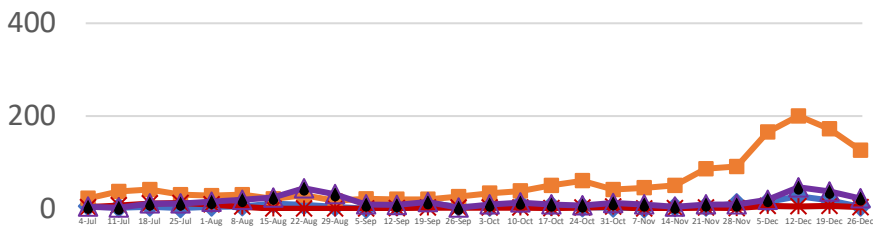
0-4 5-17 18-24 25-39 40-49 50-64 65+



Total Cases, By Race

July-December 2020 (End of Week)

Black White Other Unknown



12/20/2020 – 12/26/2020

Cases via Suspected Community Transmission: 150

Cases via Outbreaks: 5

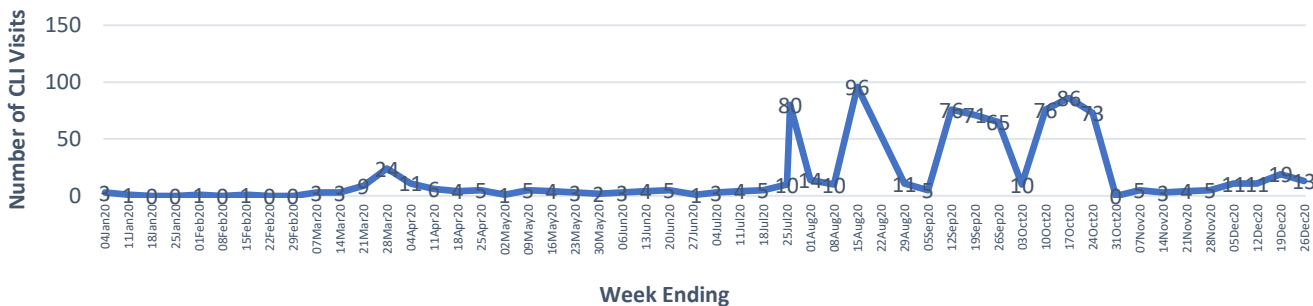
Outbreak Explanation

During the week of 12/20-12/26, three (3) cases/patients were associated with an outbreak in a Long-Term Care Facility (LTCF); two (2) cases were associated with pending outbreak investigations.

COVID-19-Like Illness (CLI) Visits

Pearl River County, Mississippi

Jan. 04, 2020 - Dec. 26, 2020



*Counties with test percent positivity <5.0% or with <20 tests in past 14 days: Green; test percent positivity 5.0%-10.0% or with <500 tests and <2000 tests/100k and >10% positivity over 14 days: Yellow; >10.0% and not meeting the criteria for "Green" or "Yellow": Red. Test positivity is rounded to the nearest tenth of a percent before classifying. Reference: [Centers for Medicare and Medicaid Services](#)

**Provisional Data: Illnesses occurring during the last two weeks may not yet have been reported and/or represented.