

WARREN COUNTY WEEKLY COVID-19 SNAPSHOT

WEEK ENDING DECEMBER 12, 2020



Total Cases

2146

Total Deaths

65

Total Incidence

(cases per 100,000)

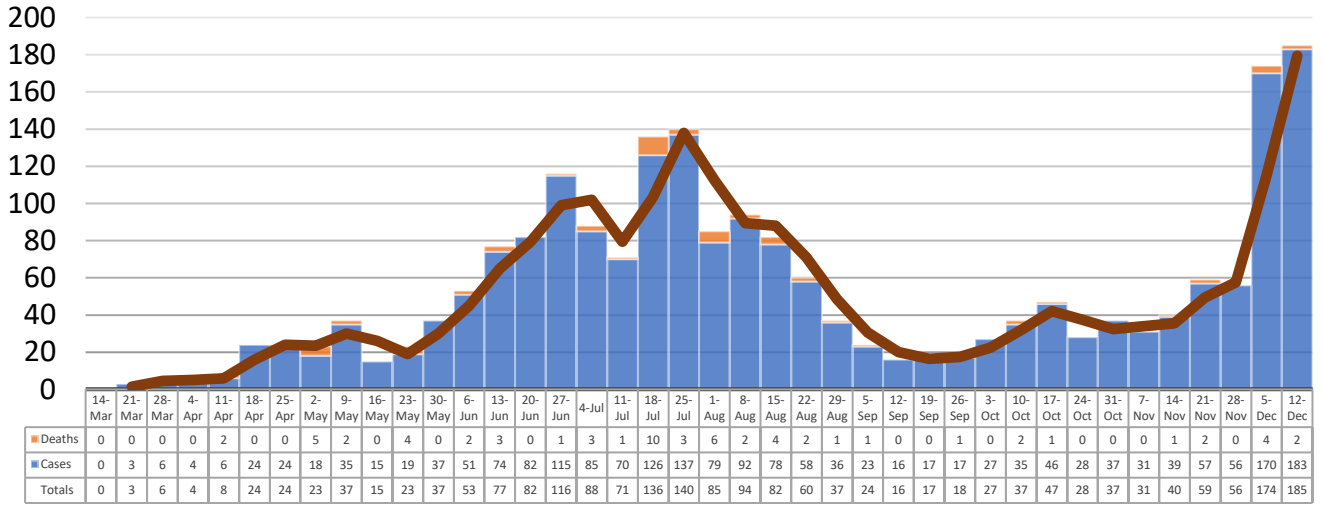
4728.9

*Test Positivity Rate

15.6%

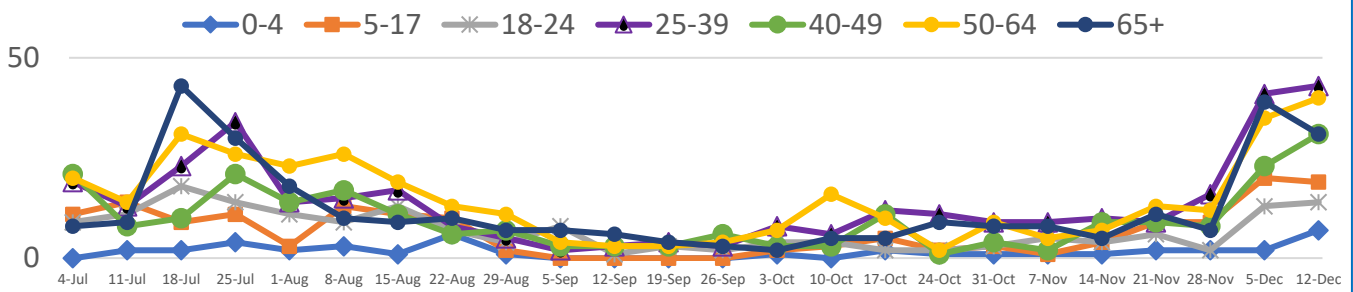
(11/19-12/2)

**Total Cases and Deaths, Through December 12, 2020



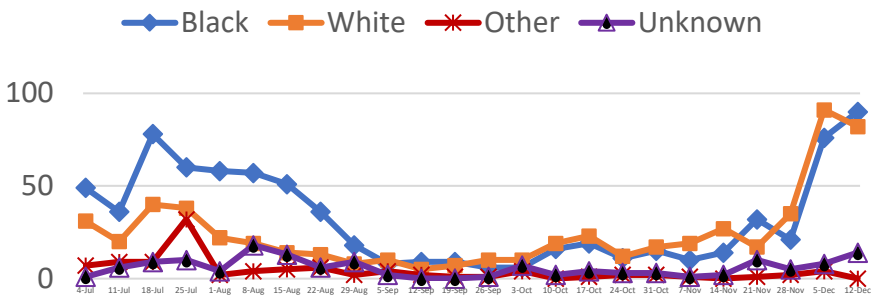
Total Cases, By Age

July-December 2020 (End of Week)



Total Cases, By Race

July-December 2020 (End of Week)



12/6/2020 – 12/12/2020

# Cases via Suspected Community Transmission	165
# Cases via Outbreaks	20

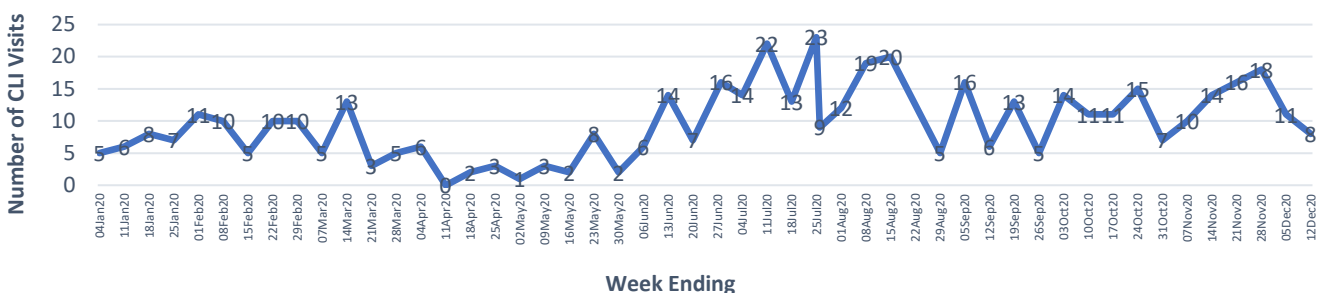
Outbreak Explanation

During the week of 12/6-12/12, 19 cases/patients were associated with outbreaks in Long-Term Care Facilities (LTCF); 1 case/patient was associated with a pending outbreak investigation.

COVID-19-Like Illness (CLI) Visits

Warren County, Mississippi

Jan. 04, 2020 - Dec. 12, 2020



*Counties with test percent positivity <5.0% or with <20 tests in past 14 days: Green; test percent positivity 5.0%-10.0% or with <500 tests and <2000 tests/100k and >10% positivity over 14 days: Yellow; >10.0% and not meeting the criteria for "Green" or "Yellow": Red. Test positivity is rounded to the nearest tenth of a percent before classifying. Reference: [Centers for Medicare and Medicaid Services](https://www.cdc.gov/medicaidandmedicare/)

**Provisional Data: Illnesses occurring during the last two weeks may not yet have been reported and/or represented.