

# MADISON COUNTY WEEKLY COVID-19 SNAPSHOT

WEEK ENDING DECEMBER 12, 2020



Total Cases

5889

Total Deaths

122

Total Incidence

(cases per 100,000)

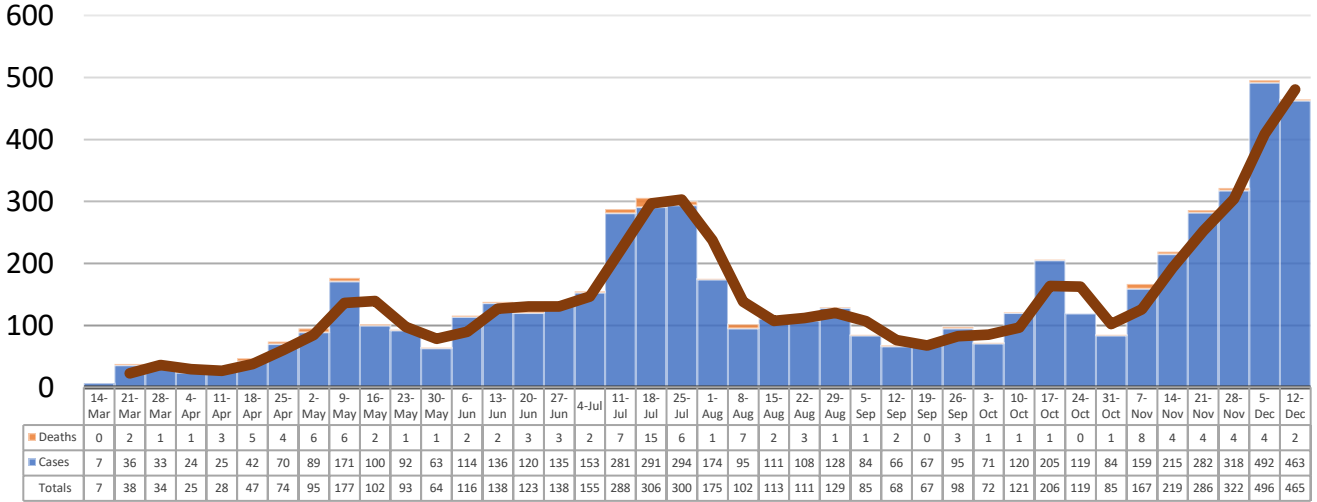
5541.4

\*Test Positivity Rate

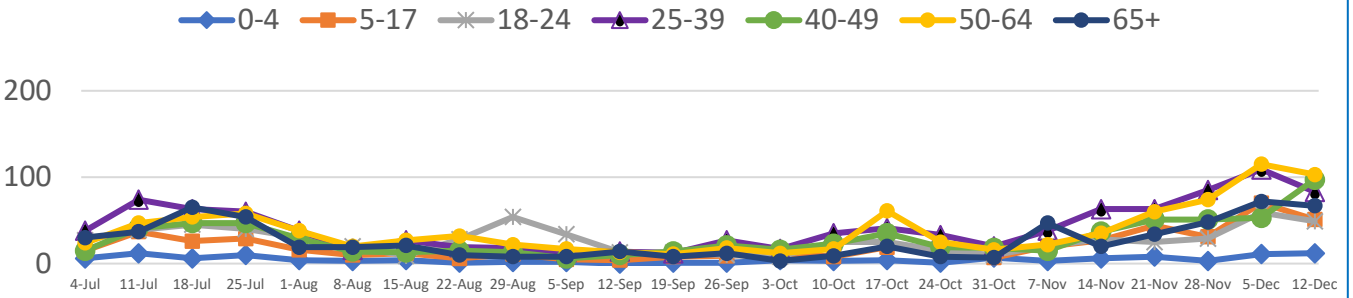
15.1%

(11/26-12/9)

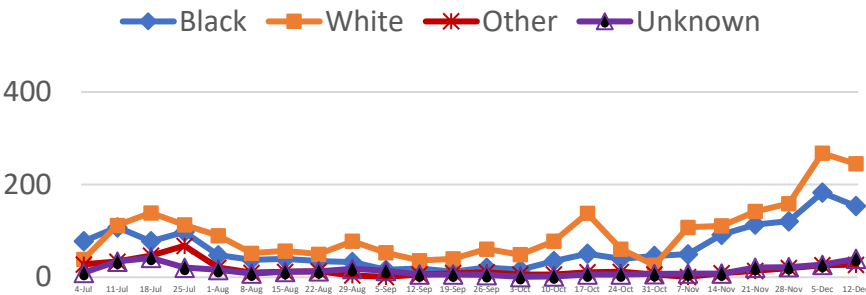
## \*\*Total Cases and Deaths, Through December 12, 2020



## Total Cases, By Age July-December 2020 (End of Week)



## Total Cases, By Race July-December 2020 (End of Week)



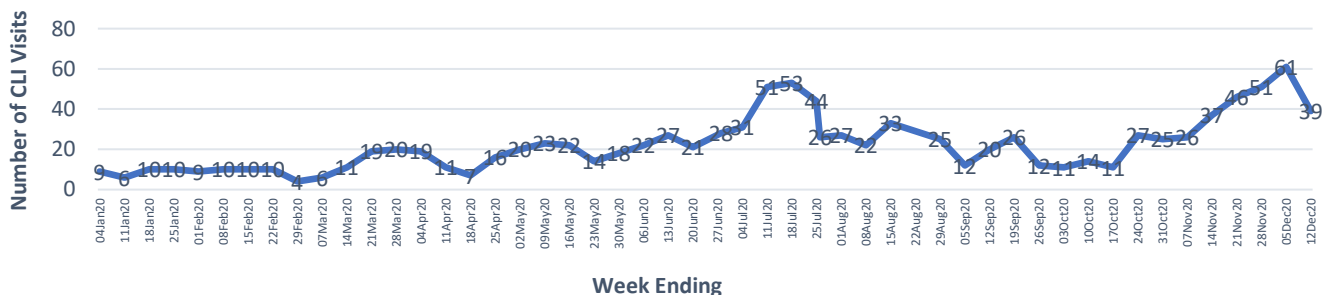
### 12/6/2020 – 12/12/2020

# Cases via Suspected Community Transmission	479
# Cases via Outbreaks	8

#### Outbreak Explanation

During the week of 12/6-12/12, three (3) cases/patients were associated with outbreaks in Long-Term Care Facilities (LTCF); one (1) case was associated with an outbreak in a residential care facility; four (4) cases were associated with pending outbreak investigations.

## COVID-19-Like Illness (CLI) Visits Madison County, Mississippi Jan. 04, 2020 - Dec. 12, 2020



\*Counties with test percent positivity <5.0% or with <20 tests in past 14 days: Green; test percent positivity 5.0%-10.0% or with <500 tests and <2000 tests/100k and >10% positivity over 14 days: Yellow; >10.0% and not meeting the criteria for "Green" or "Yellow": Red. Test positivity is rounded to the nearest tenth of a percent before classifying. Reference: [Centers for Medicare and Medicaid Services](#)

\*\*Provisional Data: Illnesses occurring during the last two weeks may not yet have been reported and/or represented.