

# WILKINSON COUNTY WEEKLY COVID-19 SNAPSHOT

WEEK ENDING NOVEMBER 28, 2020



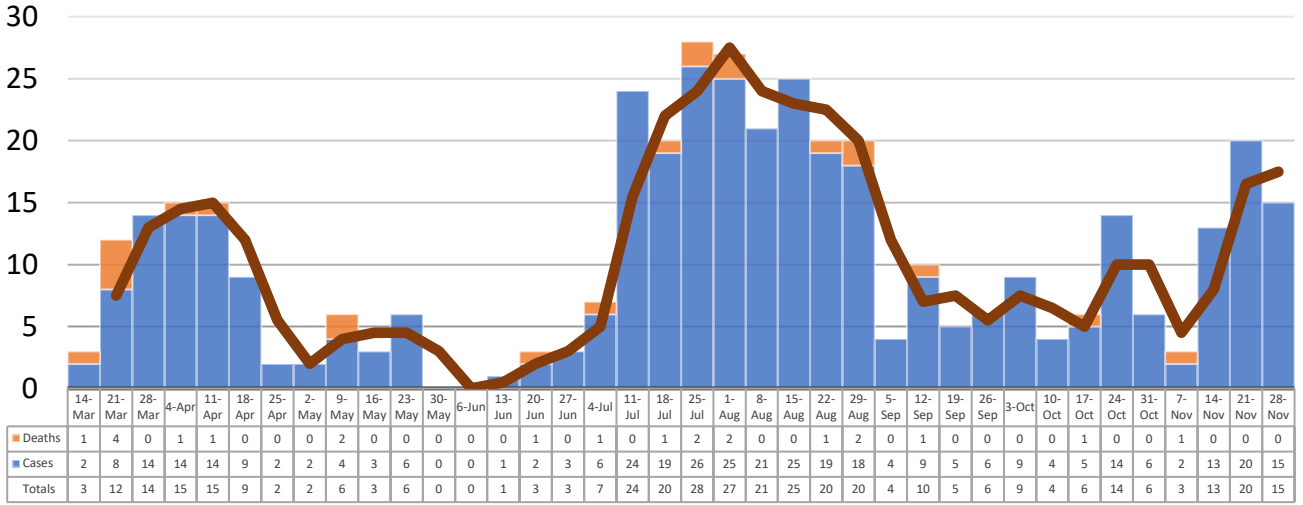
**Total Cases**  
**401**

**Total Deaths**  
**22**

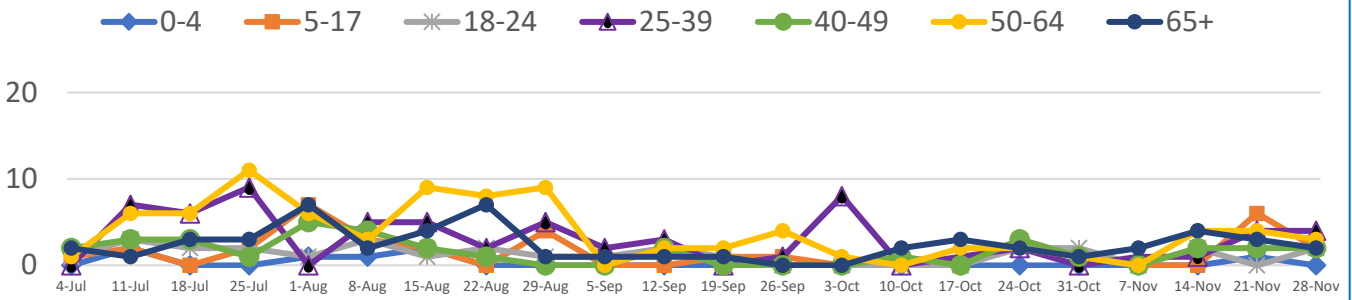
**Total Incidence**  
(cases per 100,000)  
**4646.6**

**\*Test Positivity Rate**  
**3.9%**  
(11/12-11/25)

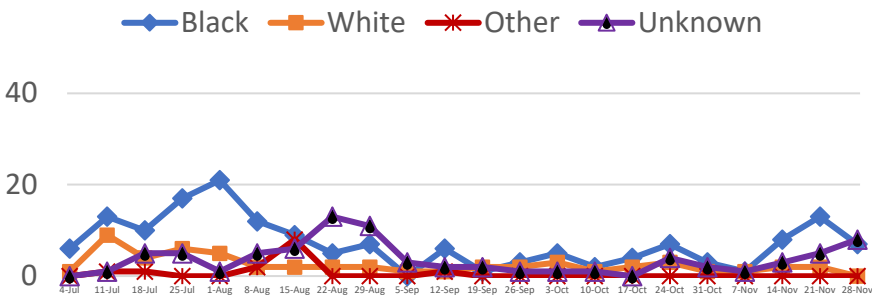
**\*\*Total Cases and Deaths, Through November 28, 2020**



**Total Cases, By Age**  
**July-November 2020 (End of Week)**



**Total Cases, By Race**  
**July-November 2020 (End of Week)**



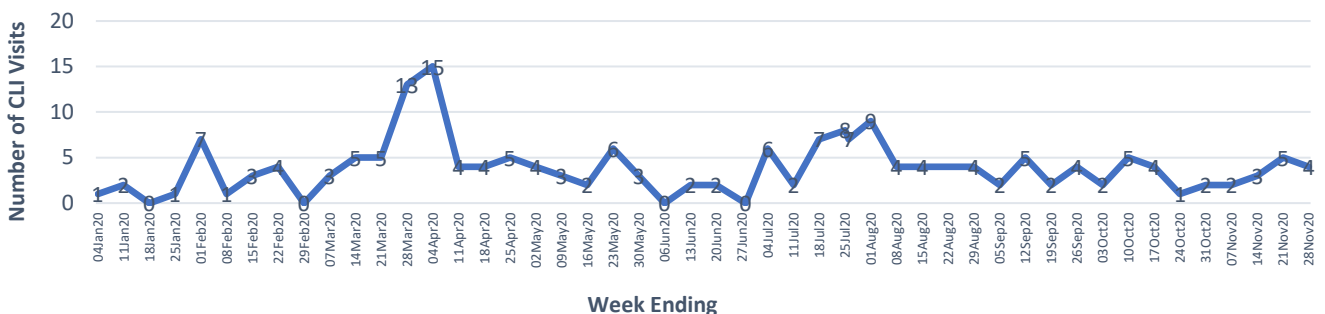
**11/22/2020 – 11/28/2020**

# Cases via Community Transmission	15
# Cases via Outbreaks	0

**Outbreak Explanation**

There were no cases affiliated with an outbreak during the week of 11/22-11/28.

**COVID-19-Like Illness (CLI) Visits**  
**Wilkinson County, Mississippi**  
**Jan. 04, 2020 - Nov. 28, 2020**



\*Counties with test percent positivity <5.0% or with <20 tests in past 14 days: Green; test percent positivity 5.0%-10.0% or with <500 tests and <2000 tests/100k and >10% positivity over 14 days: Yellow; >10.0% and not meeting the criteria for "Green" or "Yellow": Red. Test positivity is rounded to the nearest tenth of a percent before classifying. Reference: [Centers for Medicare and Medicaid Services](https://www.cms.gov/medicare/medicaid-support/medicaid-services)

\*\*Provisional Data: Illnesses occurring during the last two weeks may not yet have been reported and/or represented.