

PEARL RIVER COUNTY WEEKLY COVID-19 SNAPSHOT

WEEK ENDING NOVEMBER 28, 2020



Total Cases

1534

Total Deaths

68

Total Incidence

(cases per 100,000)

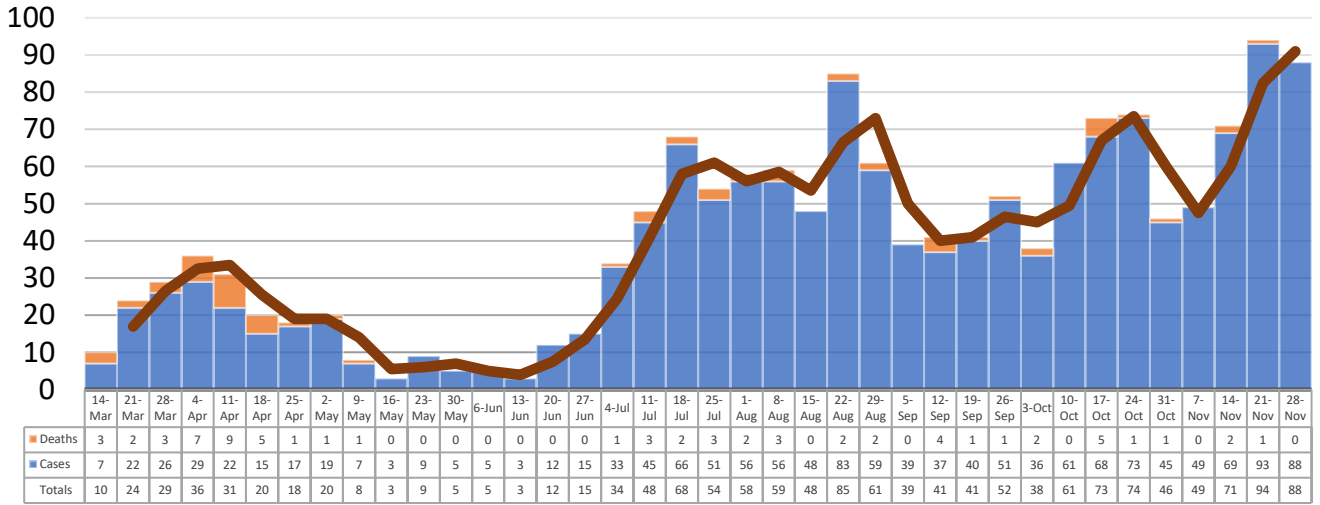
2762.2

*Test Positivity Rate

7.2%

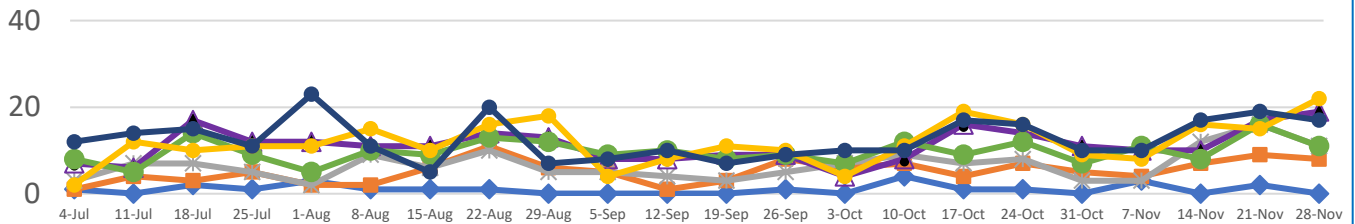
(11/12-11/25)

**Total Cases and Deaths, Through November 28, 2020



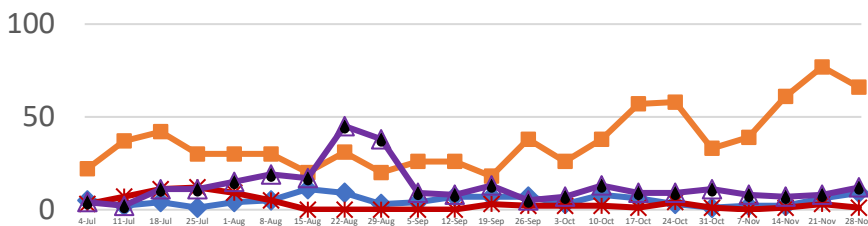
Total Cases, By Age July-November 2020 (End of Week)

0-4 5-17 18-24 25-39 40-49 50-64 65+



Total Cases, By Race July-November 2020 (End of Week)

Black White Other Unknown



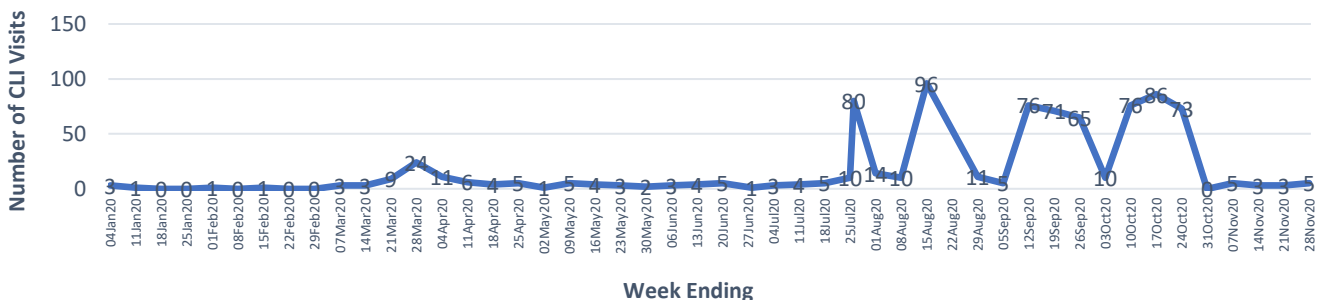
11/22/2020 – 11/28/2020

# Cases via Community Transmission	83
# Cases via Outbreaks	5

Outbreak Explanation

During the week of 11/22-11/28, four (4) cases/patients were affiliated with an outbreak at a Long-Term Care Facility (LTCF); one (1) case is pending an outbreak investigation.

COVID-19-Like Illness (CLI) Visits Pearl River County, Mississippi Jan. 04, 2020 - Nov. 28, 2020



*Counties with test percent positivity <5.0% or with <20 tests in past 14 days: Green; test percent positivity 5.0%-10.0% or with <500 tests and <2000 tests/100k and >10% positivity over 14 days: Yellow; >10.0% and not meeting the criteria for "Green" or "Yellow": Red. Test positivity is rounded to the nearest tenth of a percent before classifying. Reference: [Centers for Medicare and Medicaid Services](#)

**Provisional Data: Illnesses occurring during the last two weeks may not yet have been reported and/or represented.