

NESHOBA COUNTY WEEKLY COVID-19 SNAPSHOT



WEEK ENDING NOVEMBER 28, 2020

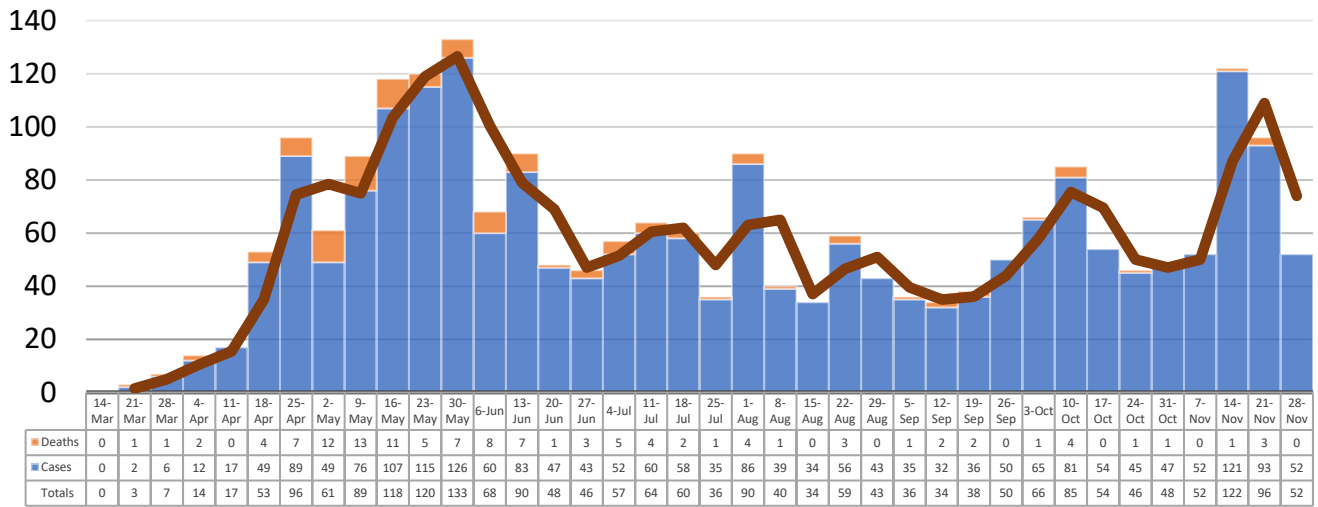
Total Cases
2225

Total Deaths
118

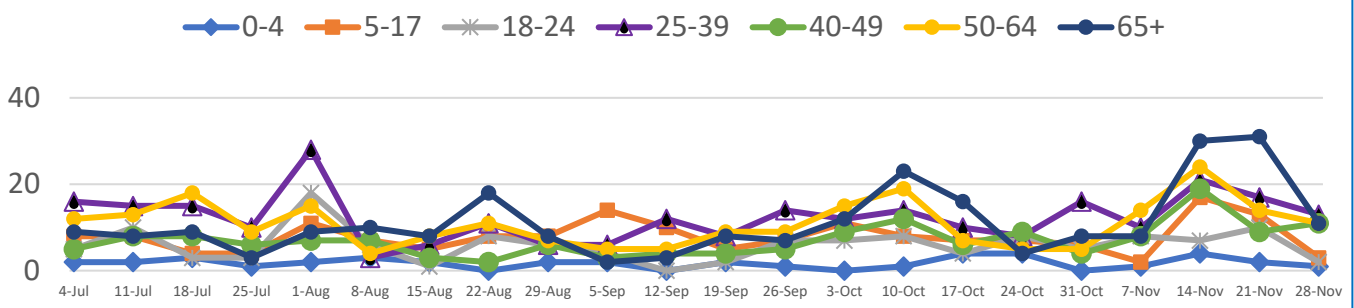
Total Incidence
(cases per 100,000)
7641.3

***Test Positivity Rate**
10.6%
(11/12-11/25)

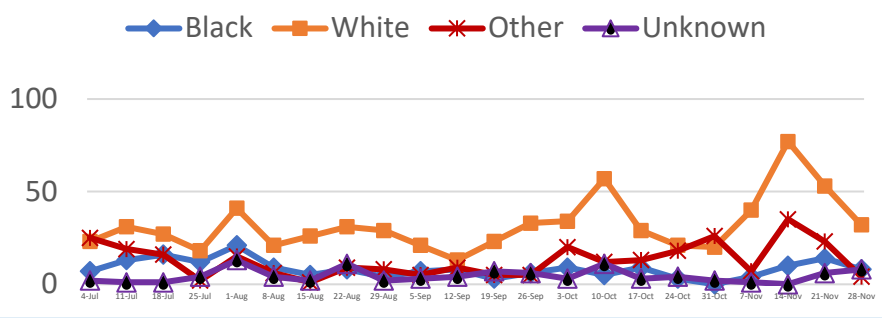
****Total Cases and Deaths, Through November 28, 2020**



Total Cases, By Age July-November 2020 (End of Week)

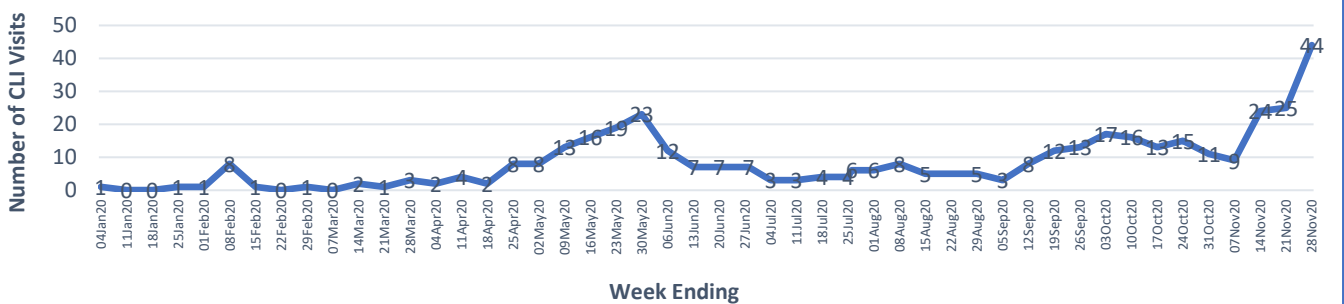


Total Cases, By Race July-November 2020 (End of Week)



11/22/2020 – 11/28/2020	
# Cases via Community Transmission	49
# Cases via Outbreaks	3
Outbreak Explanation	
During the week of 11/22-11/28, three (3) cases/patients were affiliated with an outbreak in a Long-Term Care Facility (LTCF).	

COVID-19-Like Illness (CLI) Visits Neshoba County, Mississippi Jan. 04, 2020 - Nov. 28, 2020



*Counties with test percent positivity <5.0% or with <20 tests in past 14 days: Green; test percent positivity 5.0%-10.0% or with <500 tests and <2000 tests/100k and >10% positivity over 14 days: Yellow; >10.0% and not meeting the criteria for "Green" or "Yellow": Red. Test positivity is rounded to the nearest tenth of a percent before classifying. Reference: [Centers for Medicare and Medicaid Services](#)

**Provisional Data: Illnesses occurring during the last two weeks may not yet have been reported and/or represented.