

# NESHOPA COUNTY WEEKLY COVID-19 SNAPSHOT

WEEK ENDING NOVEMBER 14, 2020



Total Cases

2056

Total Deaths

111

Total Incidence

(cases per 100,000)

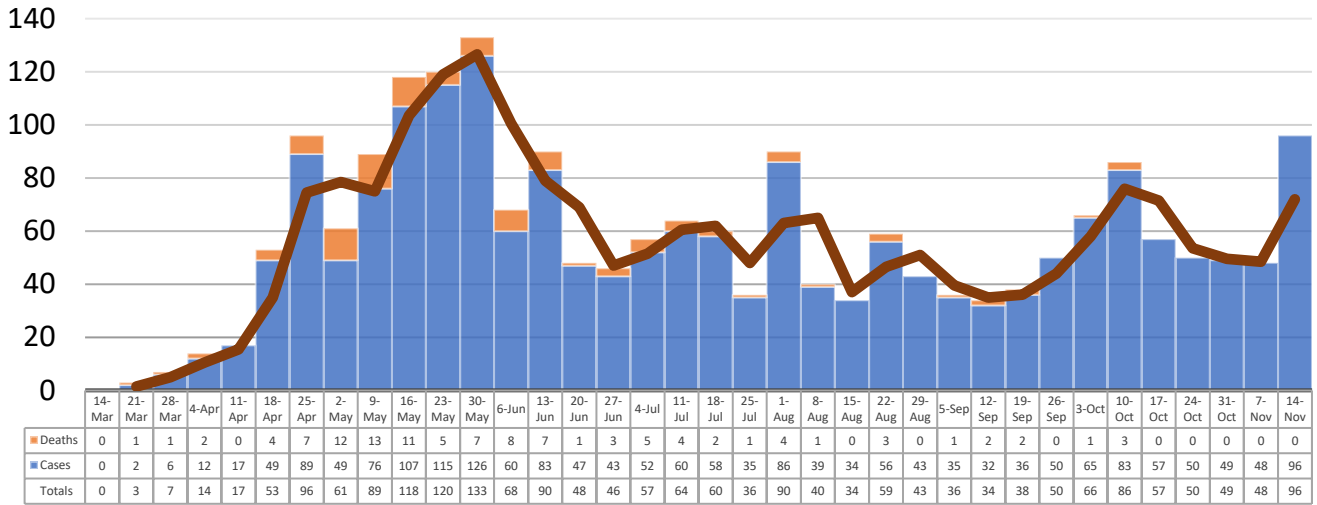
7060.9

\*Test Positivity Rate

10.1%

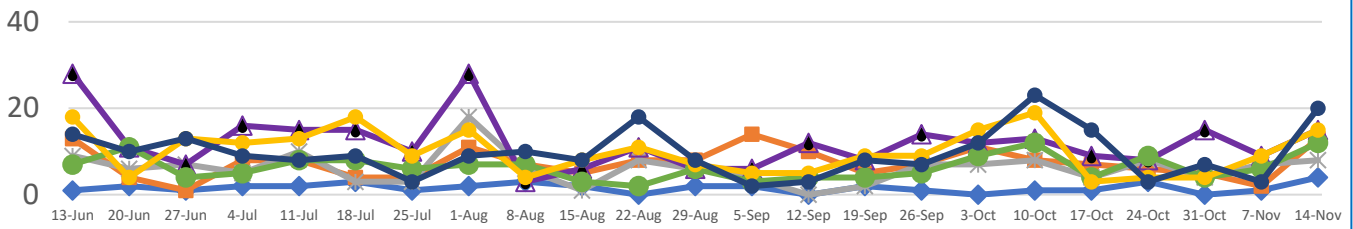
(10/29-11/11)

\*\*Total Cases and Deaths, Through November 14, 2020



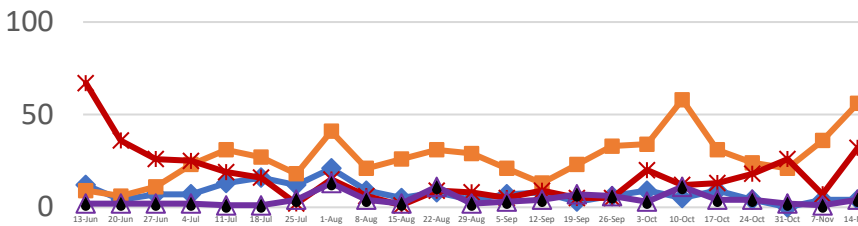
Total Cases, By Age  
June-November 2020 (End of Week)

0-4 5-17 18-24 25-39 40-49 50-64 65+



Total Cases, By Race  
June-November 2020 (End of Week)

Black White Other Unknown



11/8/2020 – 11/14/2020

# Cases via Community Transmission	84
# Cases via Outbreaks	12
<b>Type of Outbreak</b>	<b>Number</b>
LTFC	11
Other Organization	1

COVID-19-Like Illness (CLI) Visits  
Neshoba County, Mississippi  
Jan. 04, 2020 - Nov. 14, 2020



\*Counties with test percent positivity <5.0% or with <20 tests in past 14 days: Green; test percent positivity 5.0%-10.0% or with <500 tests and <2000 tests/100k and >10% positivity over 14 days: Yellow; >10.0% and not meeting the criteria for "Green" or "Yellow": Red. Test positivity is rounded to the nearest tenth of a percent before classifying. Reference: [Centers for Medicare and Medicaid Services](#)

\*\*Provisional Data: Illnesses occurring during the last two weeks may not yet have been reported and/or represented.