

# NESHOBA COUNTY WEEKLY COVID-19 SNAPSHOT

WEEK ENDING OCTOBER 31, 2020



Total Cases

1901

Total Deaths

111

Total Incidence

(cases per 100,000)

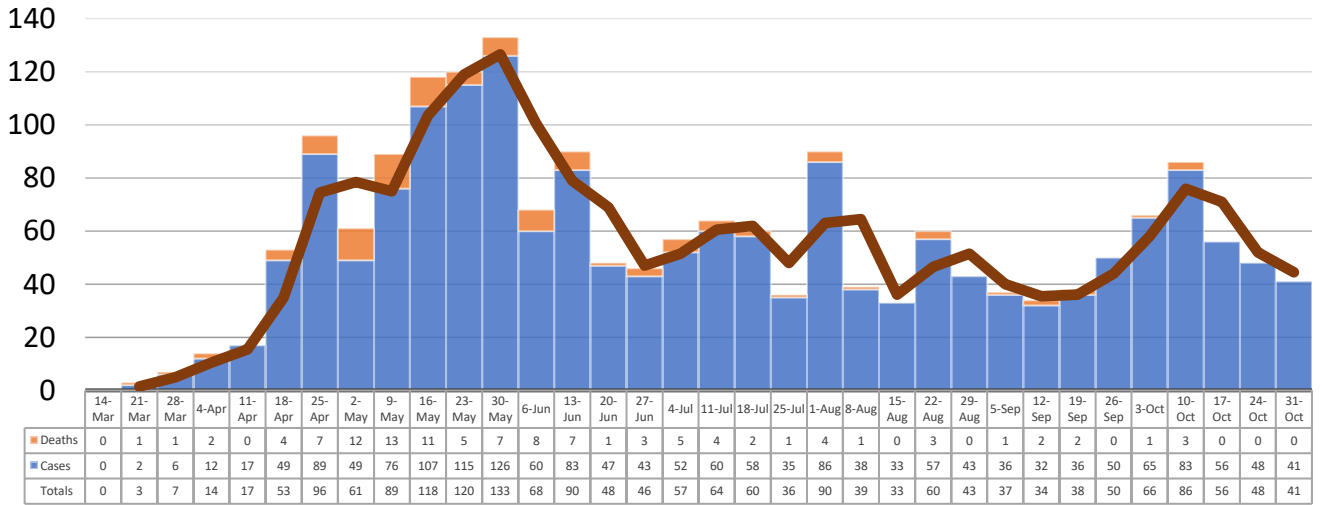
6528.6

\*Test Positivity Rate

3.0%

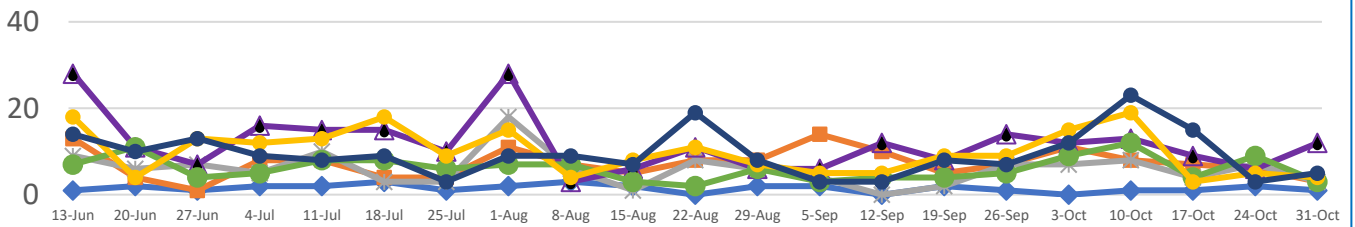
(10/15-10/28)

## \*\*Total Cases and Deaths, Through October 31, 2020



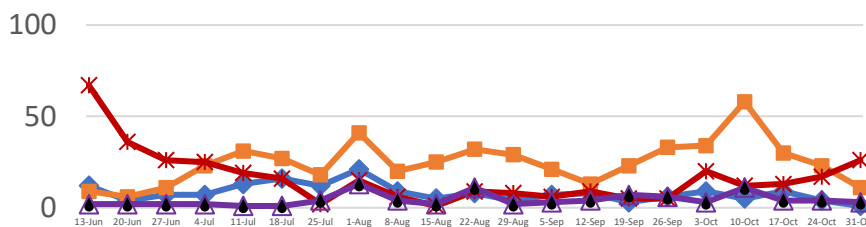
## Total Cases, By Age June-October 2020 (End of Week)

0-4 5-17 18-24 25-39 40-49 50-64 65+



## Total Cases, By Race June-October 2020 (End of Week)

Black White Other Unknown



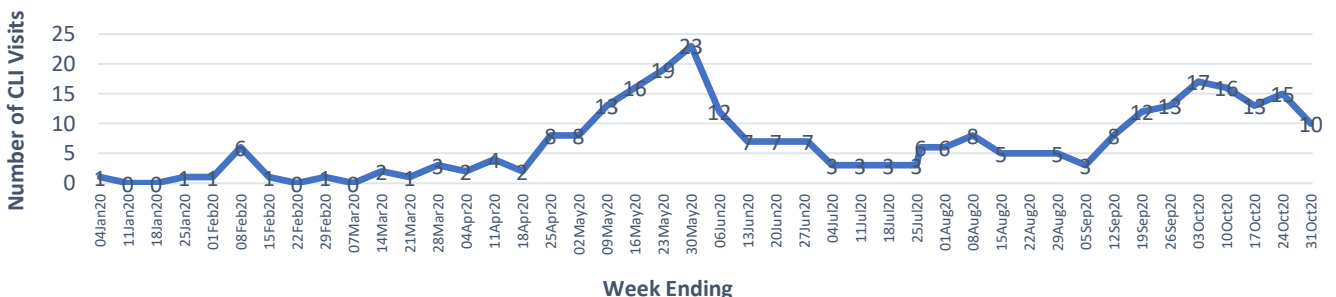
### 10/25/20 – 10/31/2020

# Cases via Community Transmission: 38

# Cases via Outbreaks: 3

Type of Outbreak(s): Other

## COVID-19-Like Illness (CLI) Visits Neshoba County, Mississippi Jan. 04, 2020 - Oct. 31, 2020



\*Counties with test percent positivity <5.0% or with <20 tests in past 14 days: Green; test percent positivity 5.0%-10.0% or with <500 tests and <2000 tests/100k and >10% positivity over 14 days: Yellow; >10.0% and not meeting the criteria for "Green" or "Yellow": Red. Test positivity is rounded to the nearest tenth of a percent before classifying. Reference: [Centers for Medicare and Medicaid Services](#)

\*\*Provisional Data: Illnesses occurring during the last two weeks may not yet have been reported and/or represented.