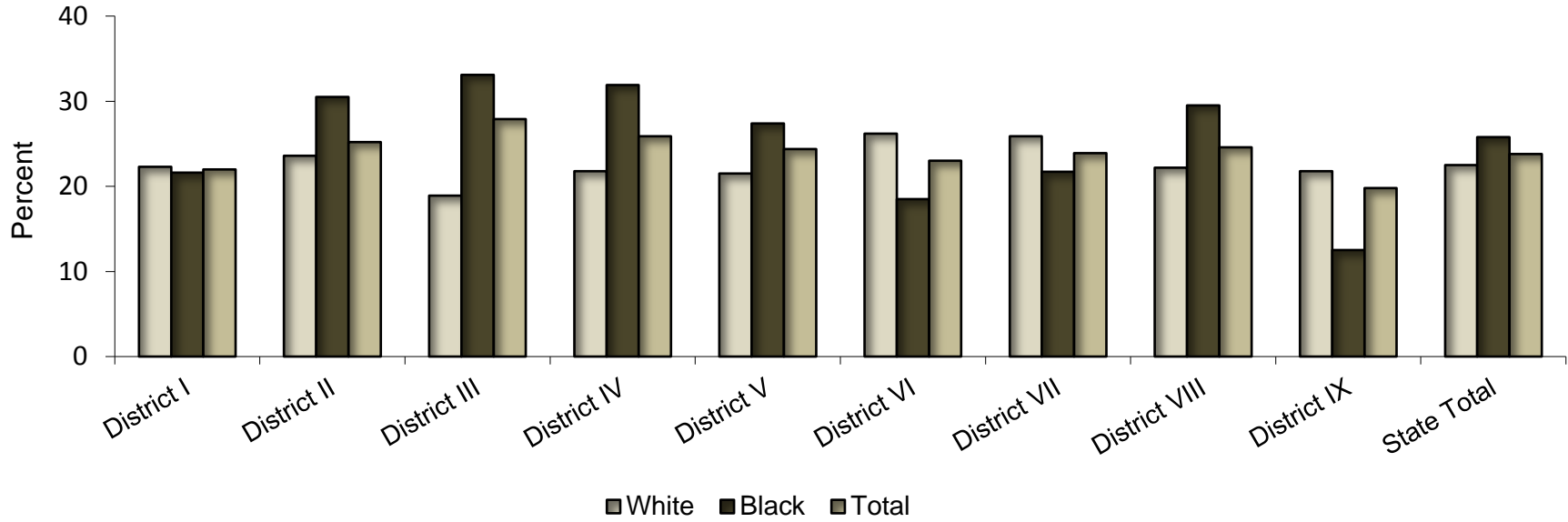


**2015 Public Health District Report for Mississippi
Behavioral Risk Factor Surveillance System Survey
December 1, 2016**



MISSISSIPPI STATE DEPARTMENT OF HEALTH

General Health Fair or Poor

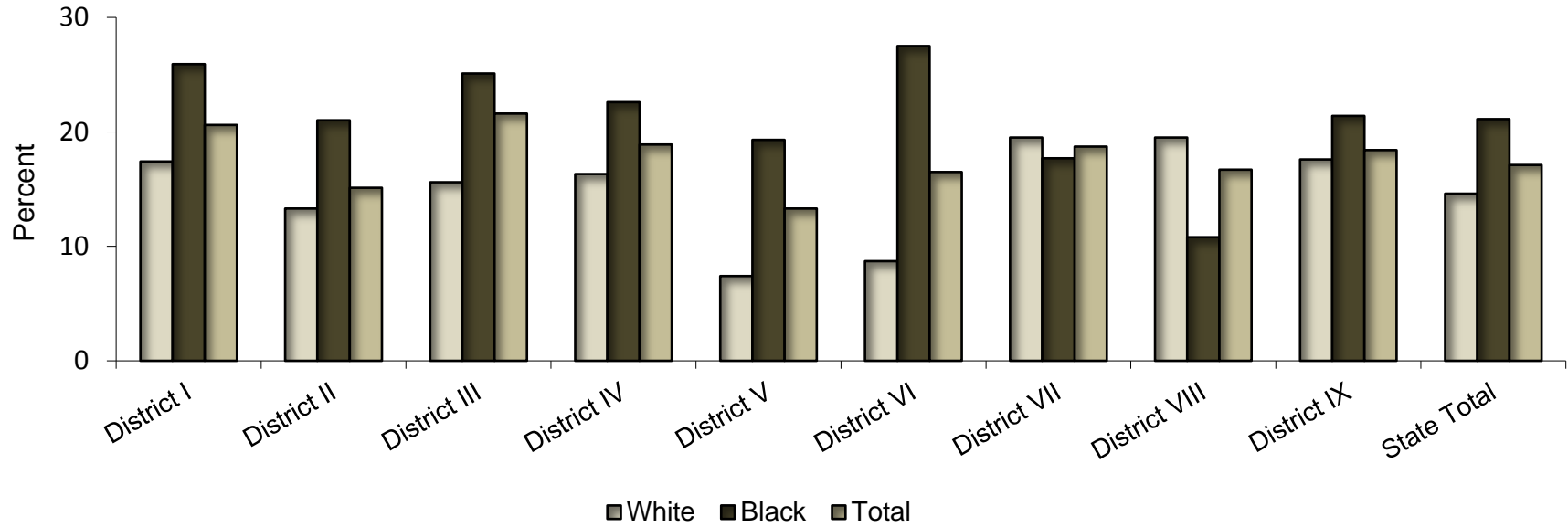


General Health Fair or Poor

	District I	District II	District III	District IV	District V	District VI	District VII	District VIII	District IX	State Total
White	22.3	23.6	18.9	21.8	21.5	26.2	25.9	22.2	21.8	22.5
Black	21.6	30.5	33.1	31.9	27.4	18.5	21.7	29.5	12.5	25.8
Total	22.0	25.2	27.9	25.9	24.4	23.0	23.9	24.6	19.8	23.8

Source: Mississippi Behavioral Risk Factor Surveillance Survey, 2015

No Health Care Coverage

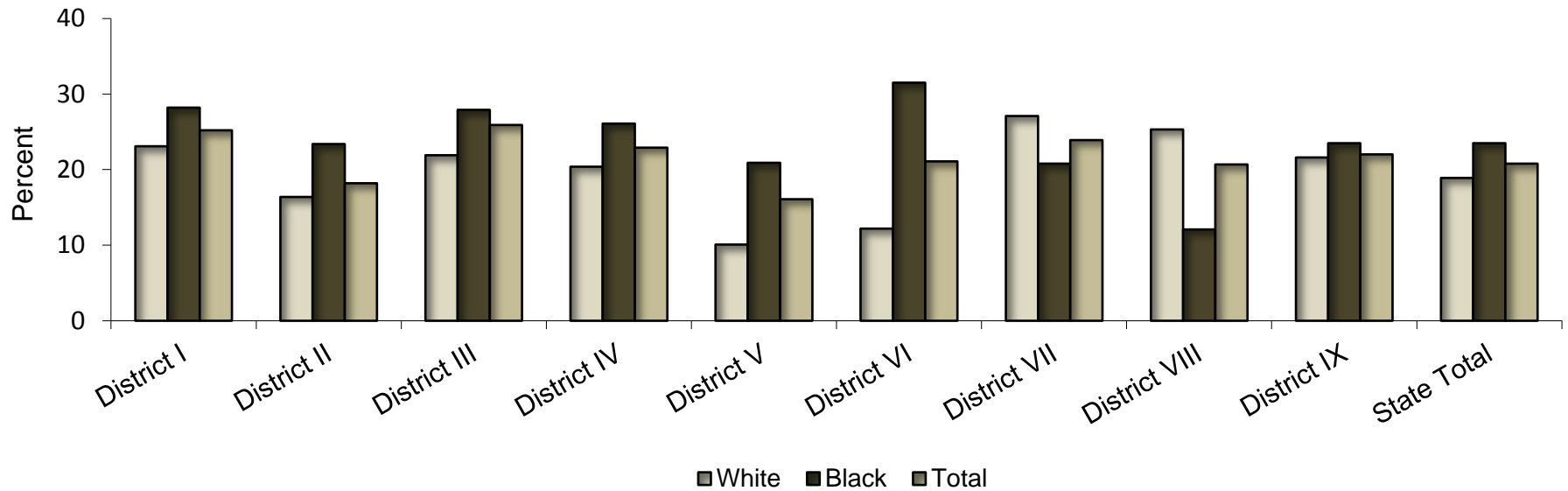


No Health Care Coverage

	District I	District II	District III	District IV	District V	District VI	District VII	District VIII	District IX	State Total
White	17.4	13.3	15.6	16.3	7.4	8.7	19.5	19.5	17.6	14.6
Black	25.9	21.0	25.1	22.6	19.3	27.5	17.7	10.8	21.4	21.1
Total	20.6	15.1	21.6	18.9	13.3	16.5	18.7	16.7	18.4	17.1

Source: Mississippi Behavioral Risk Factor Surveillance Survey, 2015

No Health Care Coverage (Age 18-64)

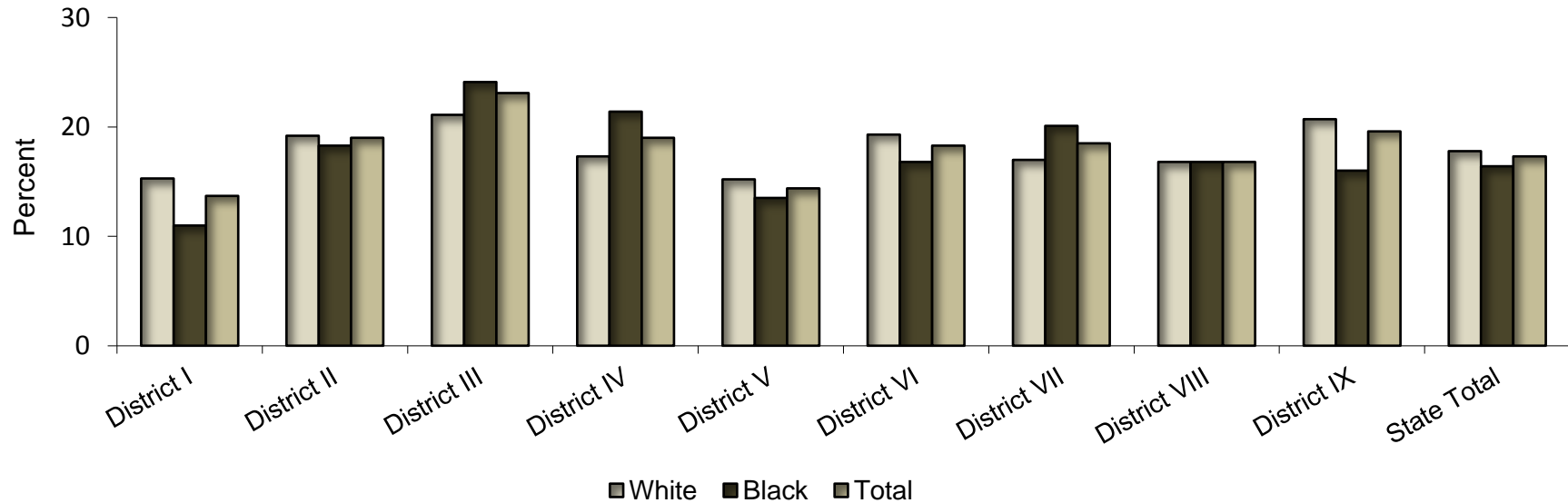


No Health Care Coverage (Age 18 - 64)

	District I	District II	District III	District IV	District V	District VI	District VII	District VIII	District IX	State Total
White	23.1	16.4	21.9	20.4	10.1	12.2	27.1	25.3	21.6	18.9
Black	28.2	23.4	27.9	26.1	20.9	31.5	20.8	12.1	23.5	23.5
Total	25.2	18.2	25.9	22.9	16.1	21.1	23.9	20.7	22.0	20.8

Source: Mississippi Behavioral Risk Factor Surveillance Survey, 2015

Physical Health Not Good For More Than 7 Days In Past Month

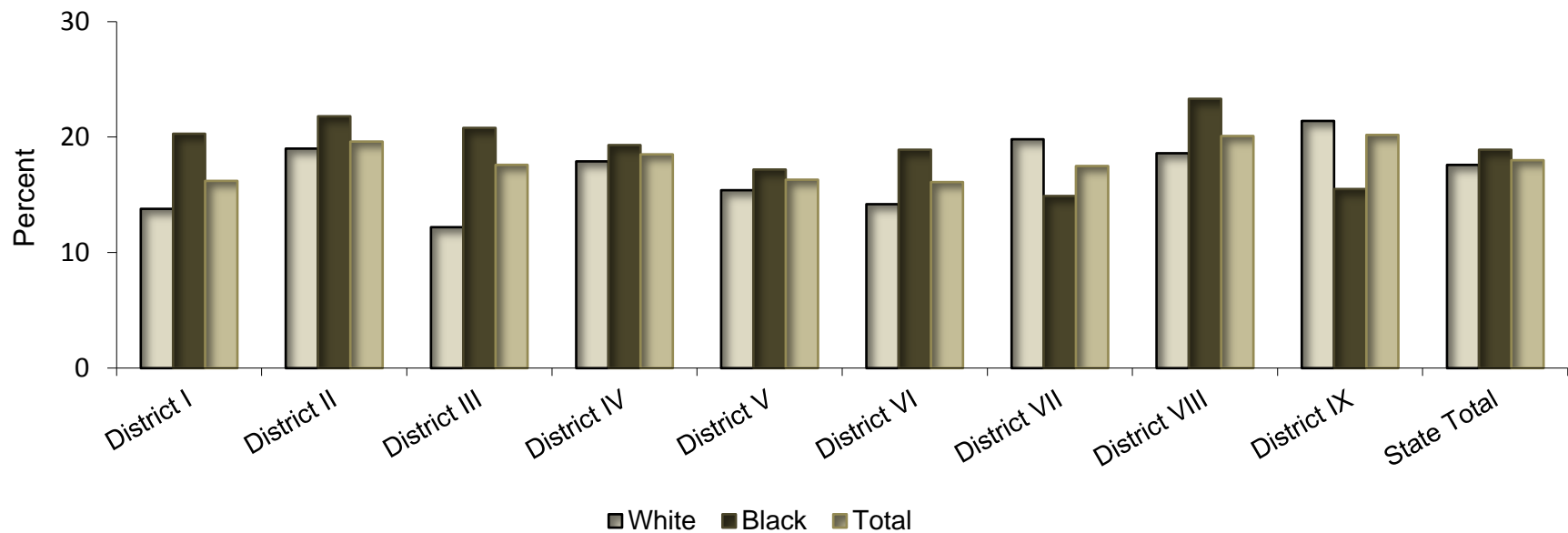


Physical Health Not Good For More than 7 Days in Past Month

	District I	District II	District III	District IV	District V	District VI	District VII	District VIII	District IX	State Total
White	15.3	19.2	21.1	17.3	15.2	19.3	17.0	16.8	20.7	17.8
Black	11.0	18.3	24.1	21.4	13.5	16.8	20.1	16.8	16.0	16.4
Total	13.7	19.0	23.1	19.0	14.4	18.3	18.5	16.8	19.6	17.3

Source: Mississippi Behavioral Risk Factor Surveillance Survey, 2015

Mental Health Not Good For More than 7 Days In Past Month

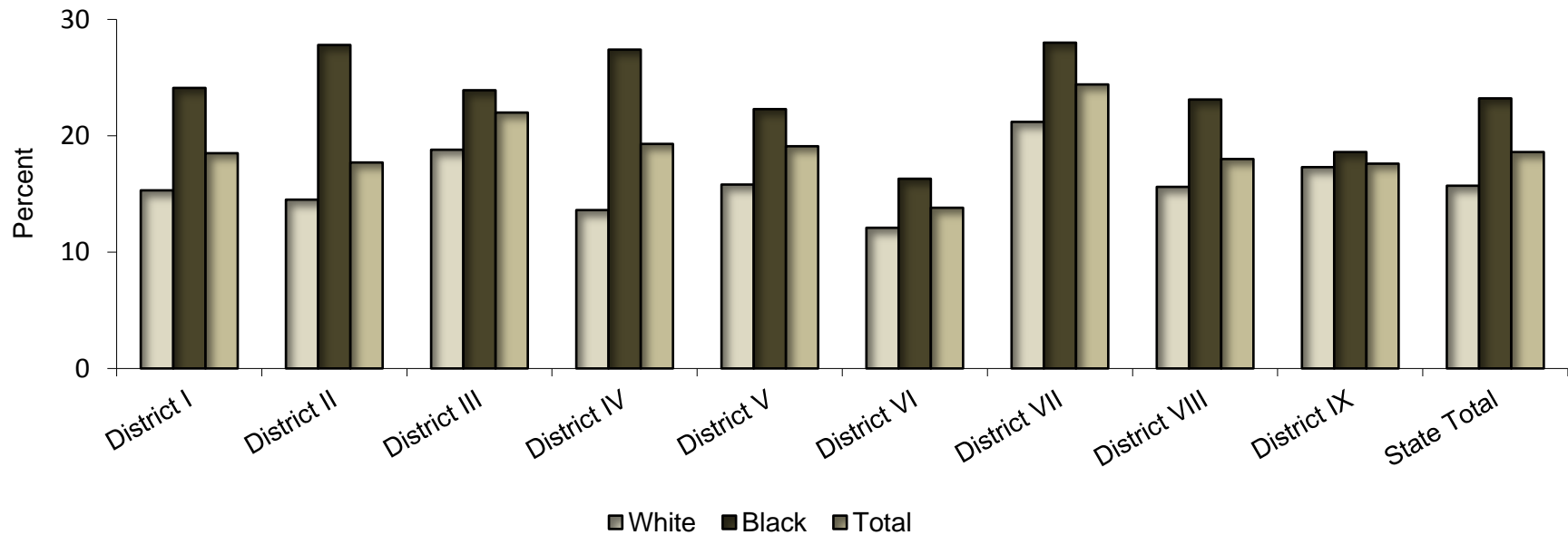


Mental Health Not Good For More than 7 Days in Past Month

	District I	District II	District III	District IV	District V	District VI	District VII	District VIII	District IX	State Total
White	13.8	19.0	12.2	17.9	15.4	14.2	19.8	18.6	21.4	17.6
Black	20.3	21.8	20.8	19.3	17.2	18.9	14.9	23.3	15.5	18.9
Total	16.2	19.6	17.6	18.5	16.3	16.1	17.5	20.1	20.2	18.0

Source: Mississippi Behavioral Risk Factor Surveillance Survey, 2015

Unable to See a Doctor in Past 12 Months Because of Cost

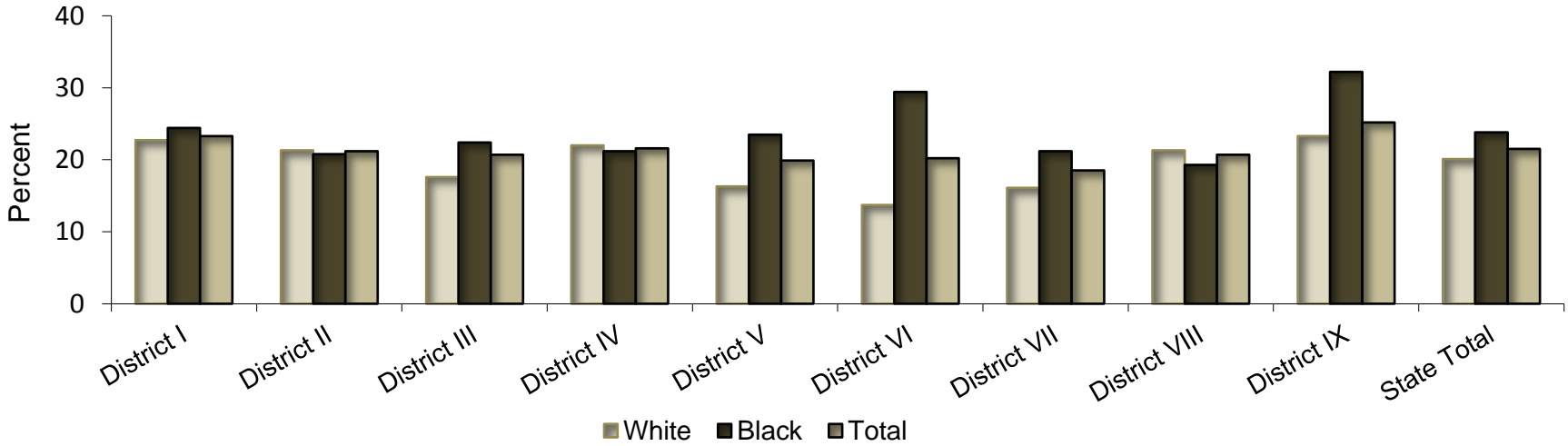


Unable to See a Doctor in Past 12 Months Because of Cost

	District I	District II	District III	District IV	District V	District VI	District VII	District VIII	District IX	State Total
White	15.3	14.5	18.8	13.6	15.8	12.1	21.2	15.6	17.3	15.7
Black	24.1	27.8	23.9	27.4	22.3	16.3	28.0	23.1	18.6	23.2
Total	18.5	17.7	22.0	19.3	19.1	13.8	24.4	18.0	17.6	18.6

Source: Mississippi Behavioral Risk Factor Surveillance Survey, 2015

No Personal Doctor

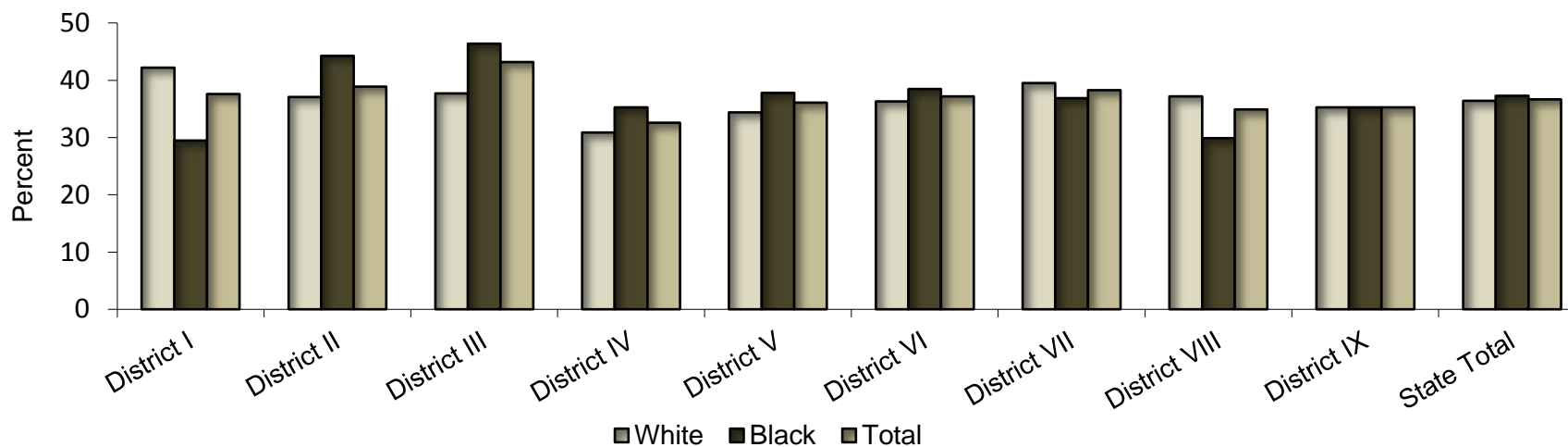


No Personal Doctor

	District I	District II	District III	District IV	District V	District VI	District VII	District VIII	District IX	State Total
White	22.7	21.3	17.6	22.0	16.3	13.7	16.1	21.3	23.3	20.1
Black	24.4	20.8	22.4	21.2	23.5	29.4	21.2	19.3	32.2	23.8
Total	23.3	21.2	20.7	21.6	19.9	20.2	18.5	20.7	25.2	21.5

Source: Mississippi Behavioral Risk Factor Surveillance Survey, 2015

No Exercise in Past 30 Days

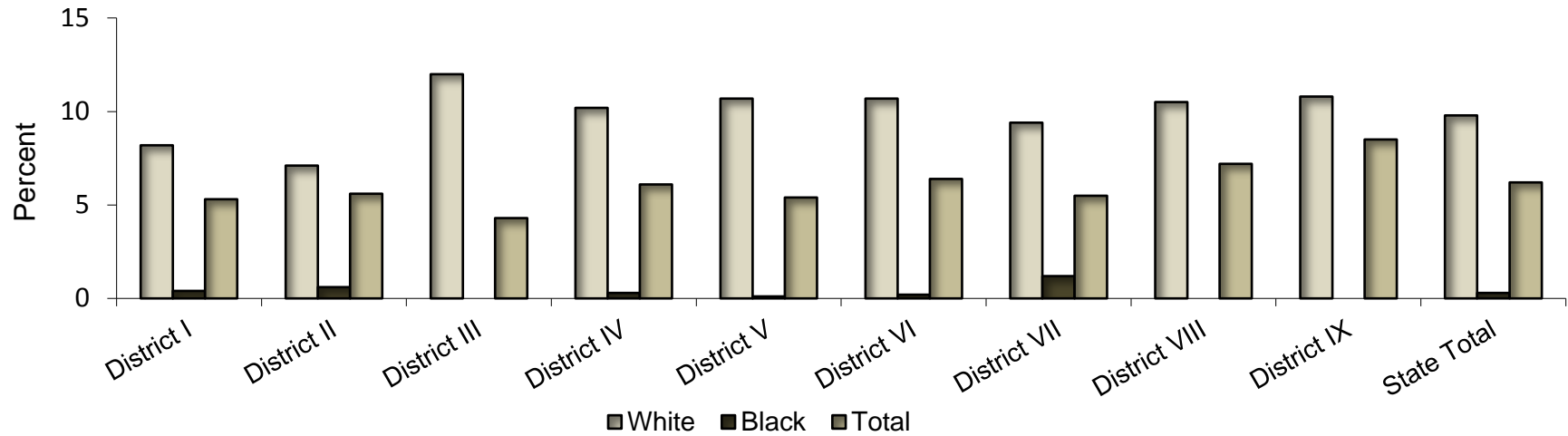


No Exercise in Past 30 Days

	District I	District II	District III	District IV	District V	District VI	District VII	District VIII	District IX	State Total
White	42.2	37.1	37.7	30.9	34.4	36.3	39.5	37.2	35.3	36.4
Black	29.5	44.3	46.4	35.3	37.8	38.5	36.9	29.9	35.3	37.3
Total	37.6	38.9	43.2	32.6	36.1	37.2	38.3	34.9	35.3	36.7

Source: Mississippi Behavioral Risk Factor Surveillance Survey, 2015

Diagnosed With Skin Cancer

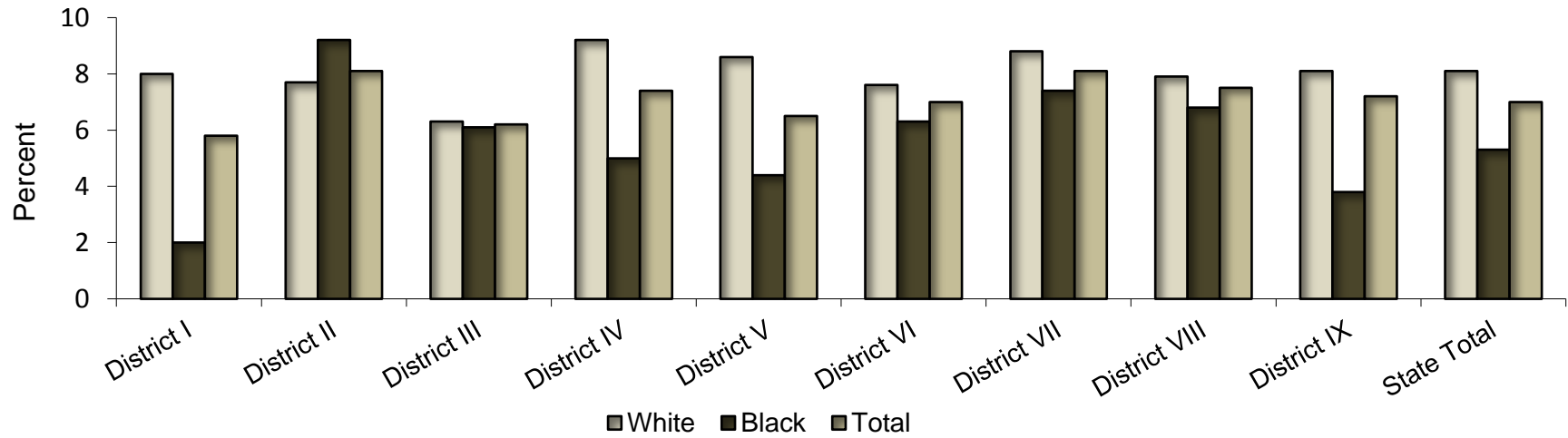


Ever Diagnosed With Skin Cancer

	District I	District II	District III	District IV	District V	District VI	District VII	District VIII	District IX	State Total
White	8.2	7.1	12.0	10.2	10.7	10.7	9.4	10.5	10.8	9.8
Black	0.4	0.6	0.0	0.3	0.1	0.2	1.2	0.0	0.0	0.3
Total	5.3	5.6	4.3	6.1	5.4	6.4	5.5	7.2	8.5	6.2

Source: Mississippi Behavioral Risk Factor Surveillance Survey, 2015

Diagnosed With Other Cancer

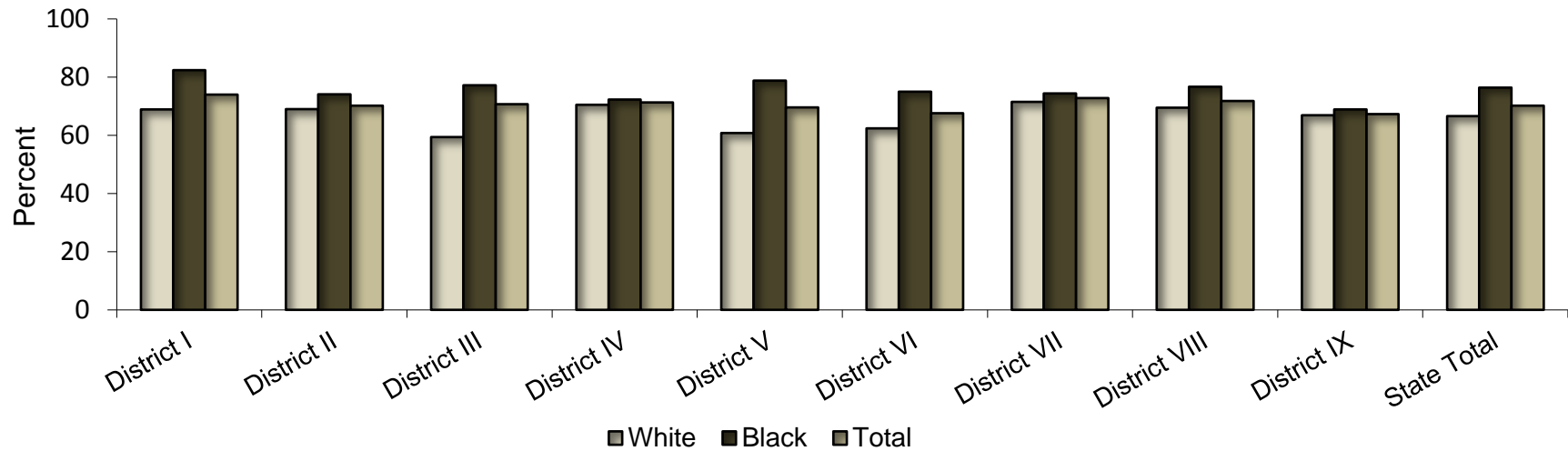


Diagnosed With Other Cancer

	District I	District II	District III	District IV	District V	District VI	District VII	District VIII	District IX	State Total
White	8.0	7.7	6.3	9.2	8.6	7.6	8.8	7.9	8.1	8.1
Black	2.0	9.2	6.1	5.0	4.4	6.3	7.4	6.8	3.8	5.3
Total	5.8	8.1	6.2	7.4	6.5	7.0	8.1	7.5	7.2	7.0

Source: Mississippi Behavioral Risk Factor Surveillance Survey, 2015

Overweight or Obese

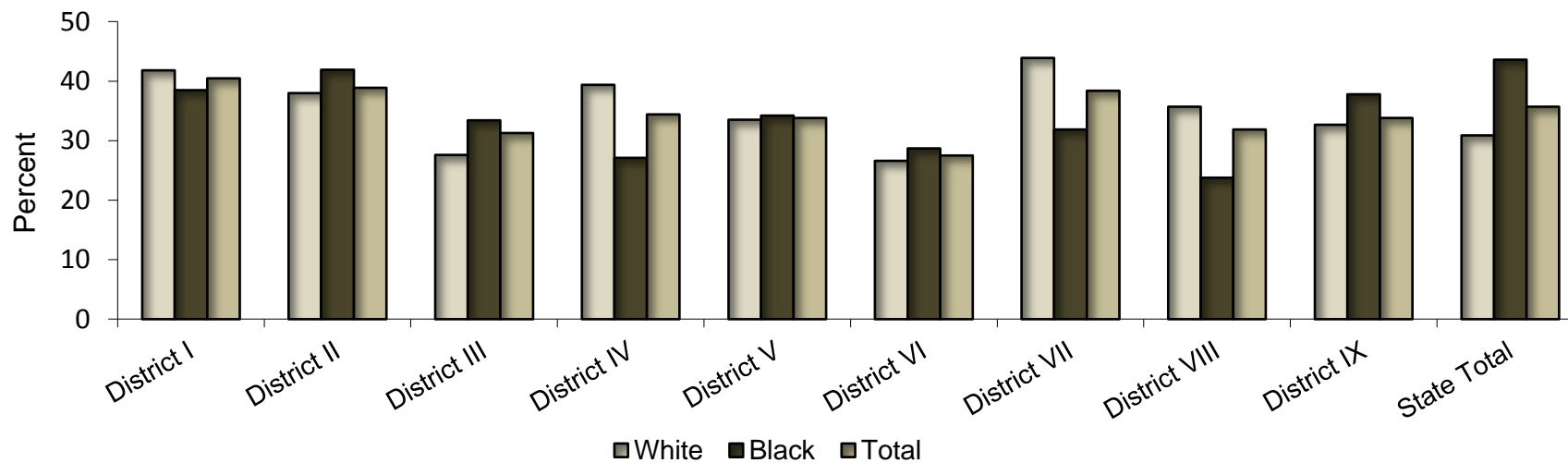


At Risk Because of Being Overweight or Obese

	District I	District II	District III	District IV	District V	District VI	District VII	District VIII	District IX	State Total
White	68.9	69.0	59.4	70.5	60.8	62.4	71.5	69.5	66.9	66.6
Black	82.4	74.1	77.2	72.3	78.8	75.0	74.4	76.7	68.9	76.4
Total	74.0	70.2	70.7	71.3	69.6	67.6	72.8	71.8	67.3	70.2

Source: Mississippi Behavioral Risk Factor Surveillance Survey, 2015

Obese

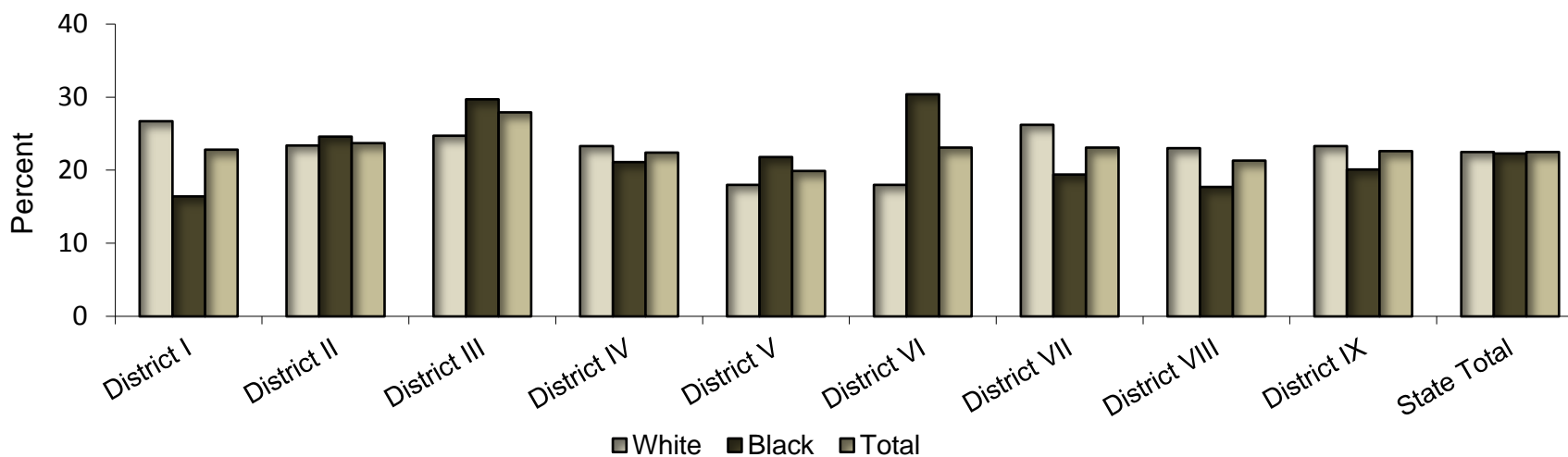


At Risk Because of Being Obese

	District I	District II	District III	District IV	District V	District VI	District VII	District VIII	District IX	State Total
White	41.8	38.0	27.6	39.4	33.5	26.6	43.9	35.7	32.7	30.9
Black	38.5	41.9	33.4	27.1	34.2	28.7	31.9	23.8	37.8	43.6
Total	40.5	38.9	31.3	34.4	33.8	27.5	38.4	31.9	33.8	35.7

Source: Mississippi Behavioral Risk Factor Surveillance Survey, 2015

Current Smoker

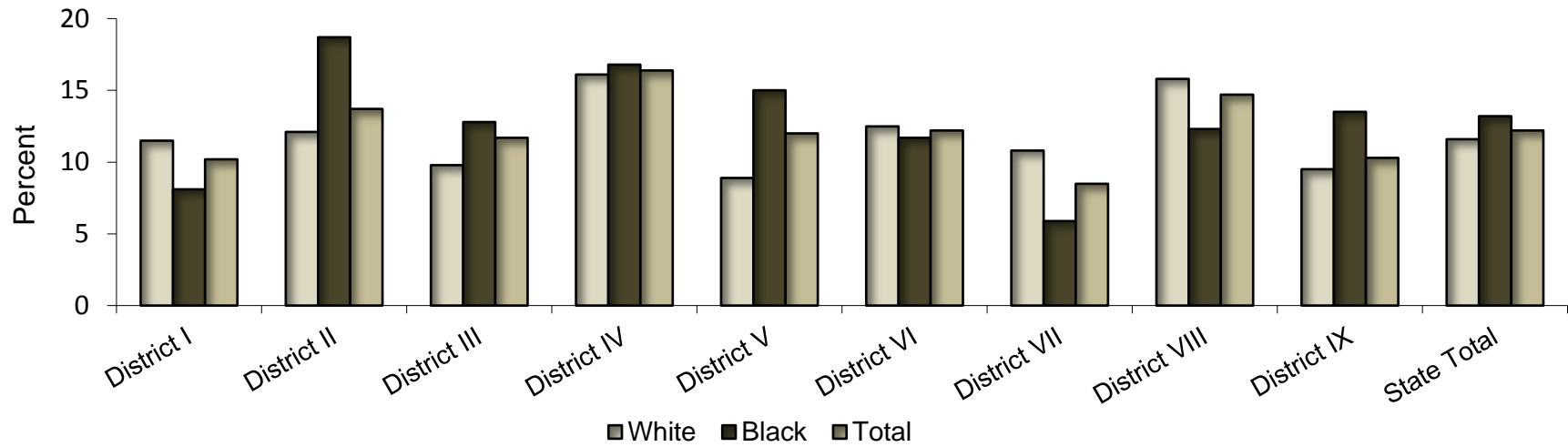


Current Smoker

	District I	District II	District III	District IV	District V	District VI	District VII	District VIII	District IX	State Total
White	26.7	23.4	24.7	23.3	18.0	18.0	26.2	23.0	23.3	22.5
Black	16.4	24.6	29.7	21.1	21.8	30.4	19.4	17.7	20.1	22.3
Total	22.8	23.7	27.9	22.4	19.9	23.1	23.1	21.3	22.6	22.5

Source: Mississippi Behavioral Risk Factor Surveillance Survey, 2015

Ever Had Asthma

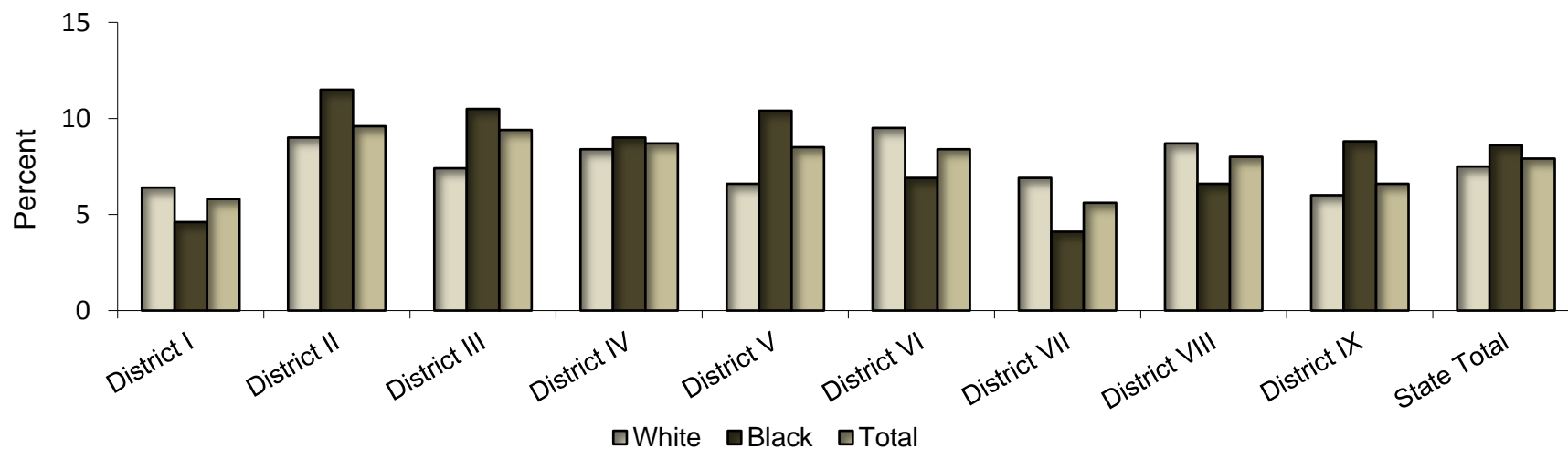


Ever Had Asthma

	District I	District II	District III	District IV	District V	District VI	District VII	District VIII	District IX	State Total
White	11.5	12.1	9.8	16.1	8.9	12.5	10.8	15.8	9.5	11.6
Black	8.1	18.7	12.8	16.8	15.0	11.7	5.9	12.3	13.5	13.2
Total	10.2	13.7	11.7	16.4	12.0	12.2	8.5	14.7	10.3	12.2

Source: Mississippi Behavioral Risk Factor Surveillance Survey, 2015

Presently Have Asthma

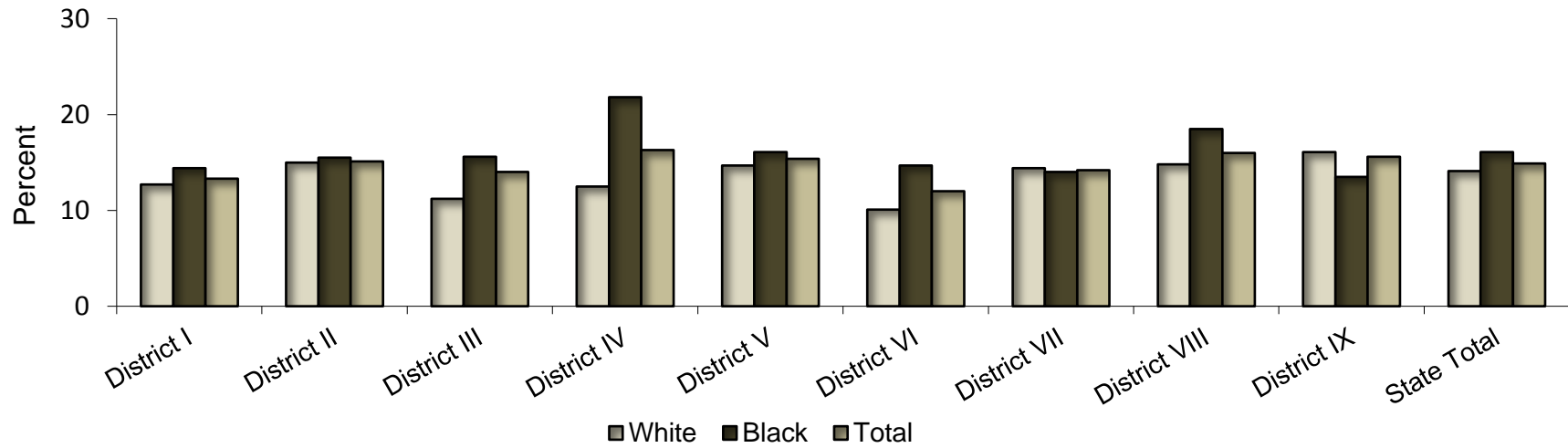


Presently Have Asthma

	District I	District II	District III	District IV	District V	District VI	District VII	District VIII	District IX	State Total
White	6.4	9.0	7.4	8.4	6.6	9.5	6.9	8.7	6.0	7.5
Black	4.6	11.5	10.5	9.0	10.4	6.9	4.1	6.6	8.8	8.6
Total	5.8	9.6	9.4	8.7	8.5	8.4	5.6	8.0	6.6	7.9

Source: Mississippi Behavioral Risk Factor Surveillance Survey, 2015

Ever Diagnosed With Diabetes

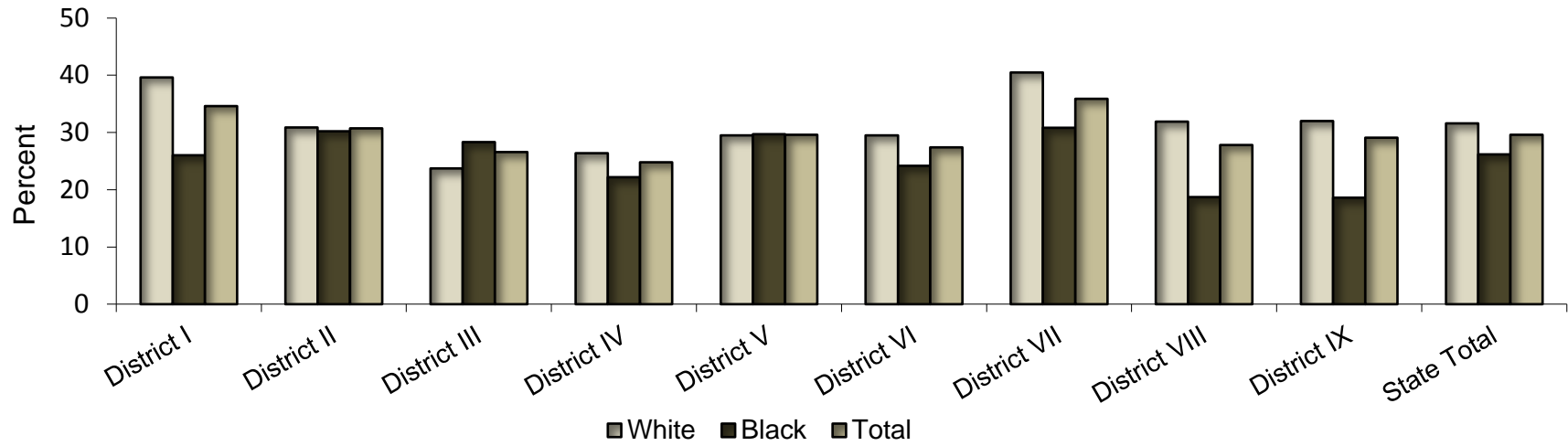


Ever Diagnosed With Diabetes

	District I	District II	District III	District IV	District V	District VI	District VII	District VIII	District IX	State Total
White	12.7	15.0	11.2	12.5	14.7	10.1	14.4	14.8	16.1	14.1
Black	14.4	15.5	15.6	21.8	16.1	14.7	14.0	18.5	13.5	16.1
Total	13.3	15.1	14.0	16.3	15.4	12.0	14.2	16.0	15.6	14.9

Source: Mississippi Behavioral Risk Factor Surveillance Survey, 2015

At Risk for Diabetes

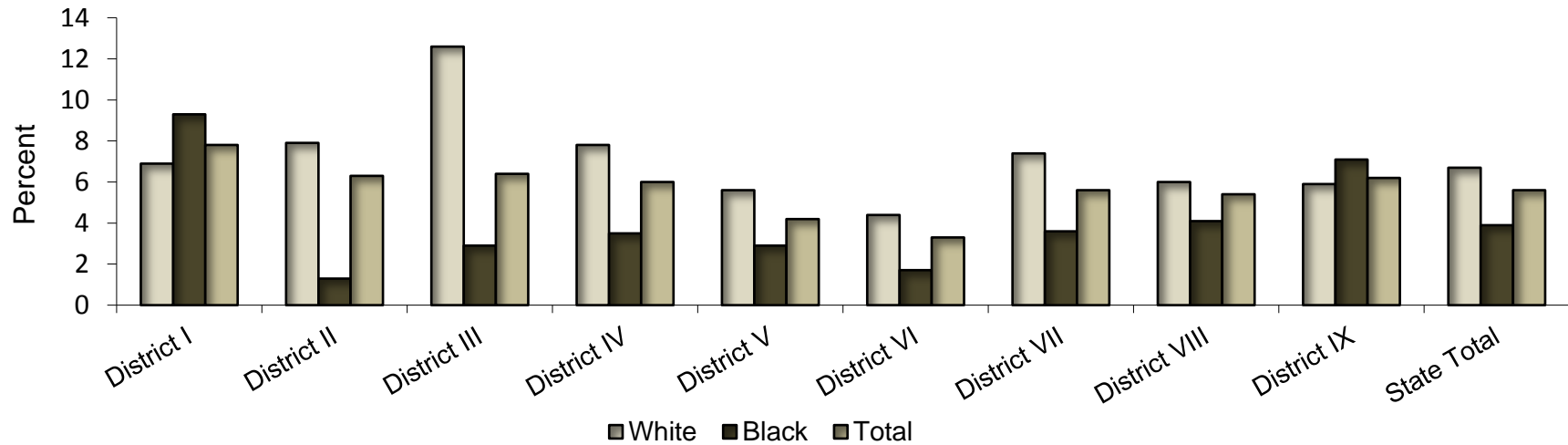


At Risk for Diabetes

	District I	District II	District III	District IV	District V	District VI	District VII	District VIII	District IX	State Total
White	39.6	30.9	23.7	26.4	29.5	29.5	40.5	31.9	32.0	31.6
Black	26.0	30.2	28.3	22.2	29.7	24.2	30.8	18.7	18.6	26.2
Total	34.6	30.7	26.6	24.8	29.6	27.4	35.9	27.8	29.1	29.6

Source: Mississippi Behavioral Risk Factor Surveillance Survey, 2015

Ever Diagnosed With A Heart Attack

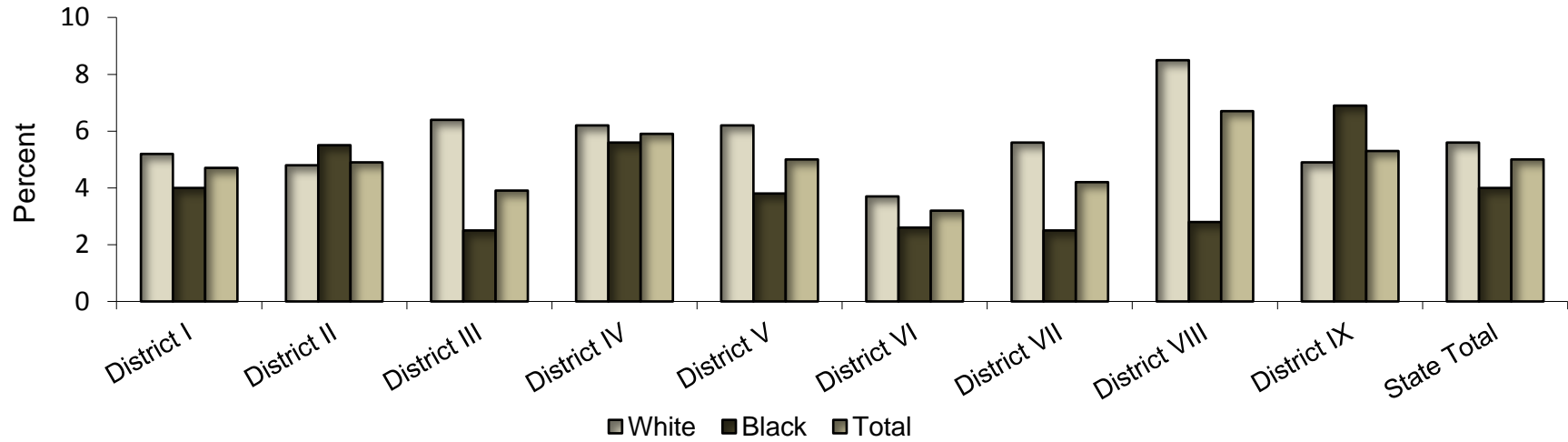


Ever Diagnosed With A Heart Attack

	District I	District II	District III	District IV	District V	District VI	District VII	District VIII	District IX	State Total
White	6.9	7.9	12.6	7.8	5.6	4.4	7.4	6.0	5.9	6.7
Black	9.3	1.3	2.9	3.5	2.9	1.7	3.6	4.1	7.1	3.9
Total	7.8	6.3	6.4	6.0	4.2	3.3	5.6	5.4	6.2	5.6

Source: Mississippi Behavioral Risk Factor Surveillance Survey, 2015

Ever Diagnosed With Coronary Heart Disease

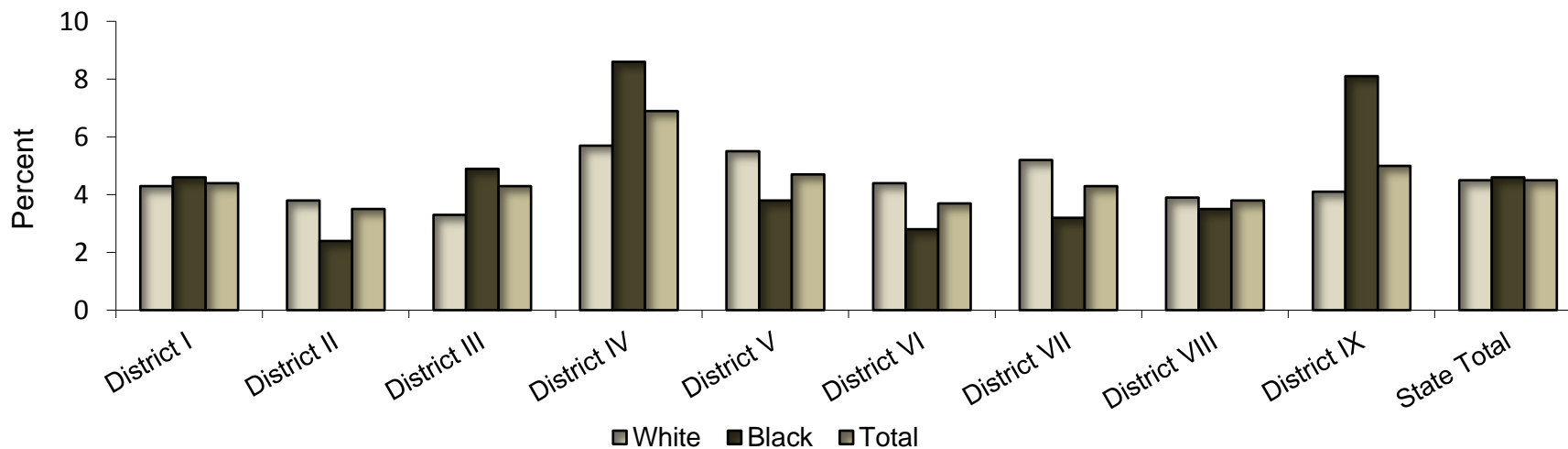


Ever Diagnosed With Coronary Heart Disease

	District I	District II	District III	District IV	District V	District VI	District VII	District VIII	District IX	State Total
White	5.2	4.8	6.4	6.2	6.2	3.7	5.6	8.5	4.9	5.6
Black	4.0	5.5	2.5	5.6	3.8	2.6	2.5	2.8	6.9	4.0
Total	4.7	4.9	3.9	5.9	5.0	3.2	4.2	6.7	5.3	5.0

Source: Mississippi Behavioral Risk Factor Surveillance Survey, 2015

Ever Diagnosed With a Stroke

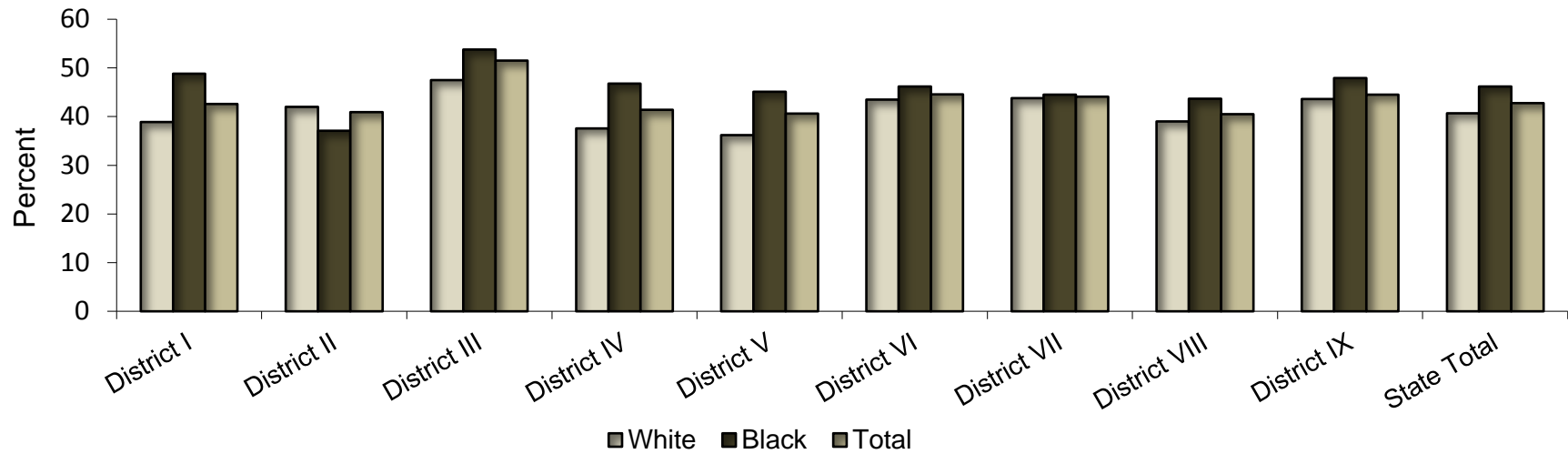


Ever Diagnosed With A Stroke

	District I	District II	District III	District IV	District V	District VI	District VII	District VIII	District IX	State Total
White	4.3	3.8	3.3	5.7	5.5	4.4	5.2	3.9	4.1	4.5
Black	4.6	2.4	4.9	8.6	3.8	2.8	3.2	3.5	8.1	4.6
Total	4.4	3.5	4.3	6.9	4.7	3.7	4.3	3.8	5.0	4.5

Source: Mississippi Behavioral Risk Factor Surveillance Survey, 2015

Ever Told That Blood Pressure is High

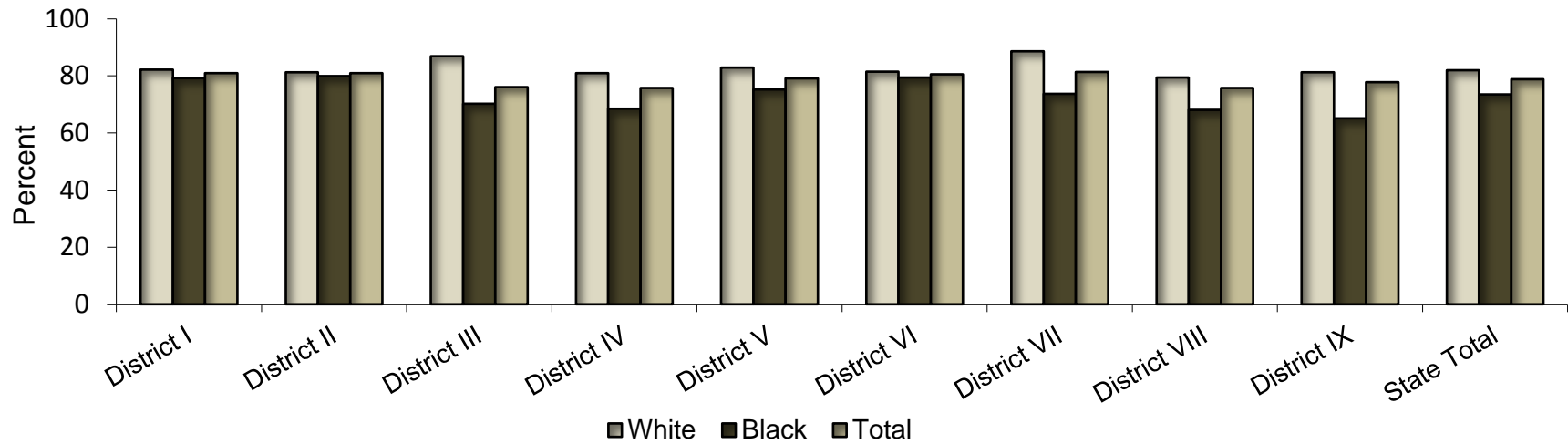


Ever Told Blood That Pressure is High

	District I	District II	District III	District IV	District V	District VI	District VII	District VIII	District IX	State Total
White	38.9	42.0	47.5	37.6	36.2	43.5	43.8	39.0	43.6	40.7
Black	48.8	37.1	53.8	46.8	45.1	46.2	44.5	43.7	47.9	46.2
Total	42.6	40.9	51.5	41.4	40.6	44.6	44.1	40.5	44.5	42.8

Source: Mississippi Behavioral Risk Factor Surveillance Survey, 2015

Ever Had Cholesterol Checked

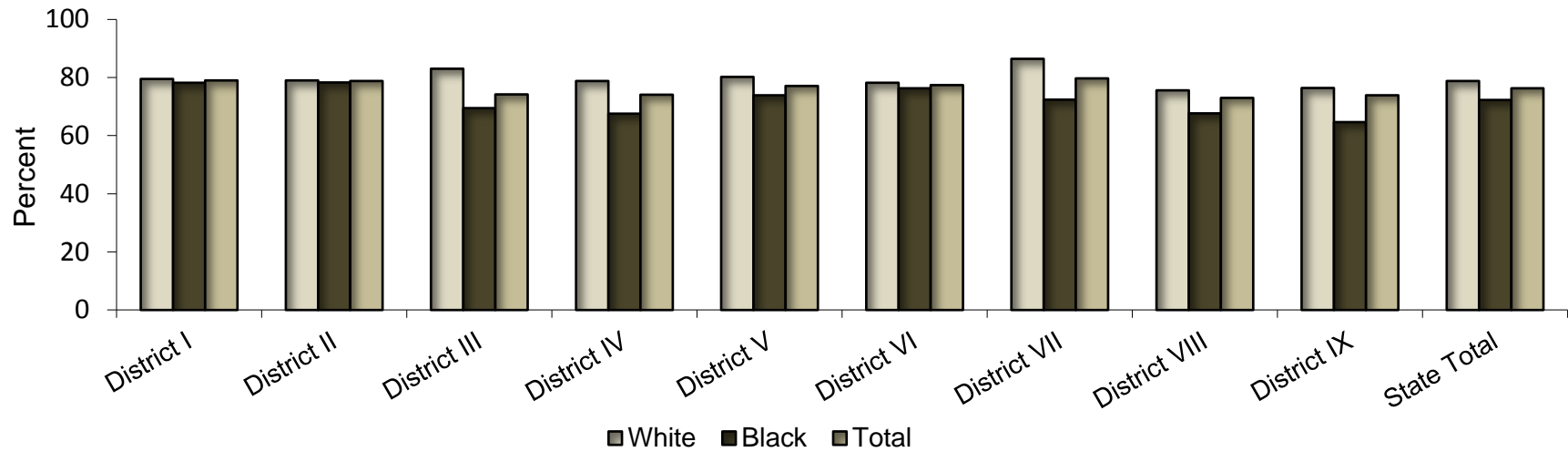


Ever Had Cholesterol Checked

	District I	District II	District III	District IV	District V	District VI	District VII	District VIII	District IX	State Total
White	82.2	81.3	86.9	81.0	82.9	81.5	88.6	79.4	81.3	82.0
Black	79.2	79.9	70.2	68.5	75.2	79.4	73.7	68.1	65.1	73.5
Total	81.0	81.0	76.1	75.8	79.1	80.6	81.4	75.8	77.8	78.8

Source: Mississippi Behavioral Risk Factor Surveillance Survey, 2015

Cholesterol Checked in Past Five Years

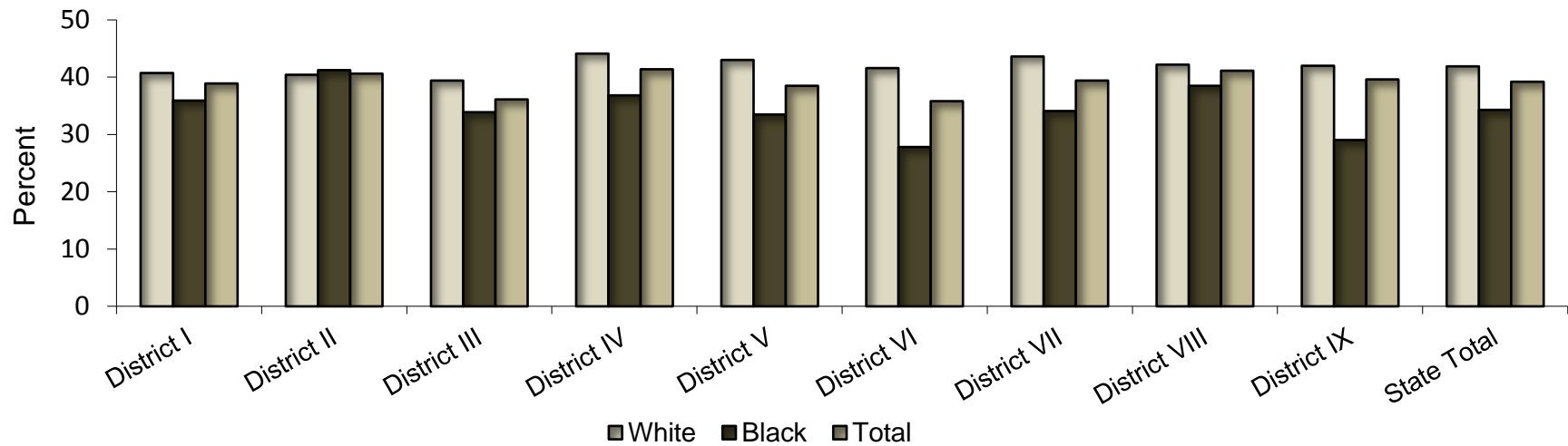


Cholesterol Checked in Past Five Years

	District I	District II	District III	District IV	District V	District VI	District VII	District VIII	District IX	State Total
White	79.5	79.0	83.0	78.8	80.2	78.2	86.4	75.6	76.4	78.8
Black	78.2	78.3	69.5	67.6	73.9	76.3	72.4	67.7	64.6	72.3
Total	79.0	78.8	74.2	74.1	77.1	77.4	79.7	73.0	73.9	76.3

Source: Mississippi Behavioral Risk Factor Surveillance Survey, 2015

Ever Told That Cholesterol is High



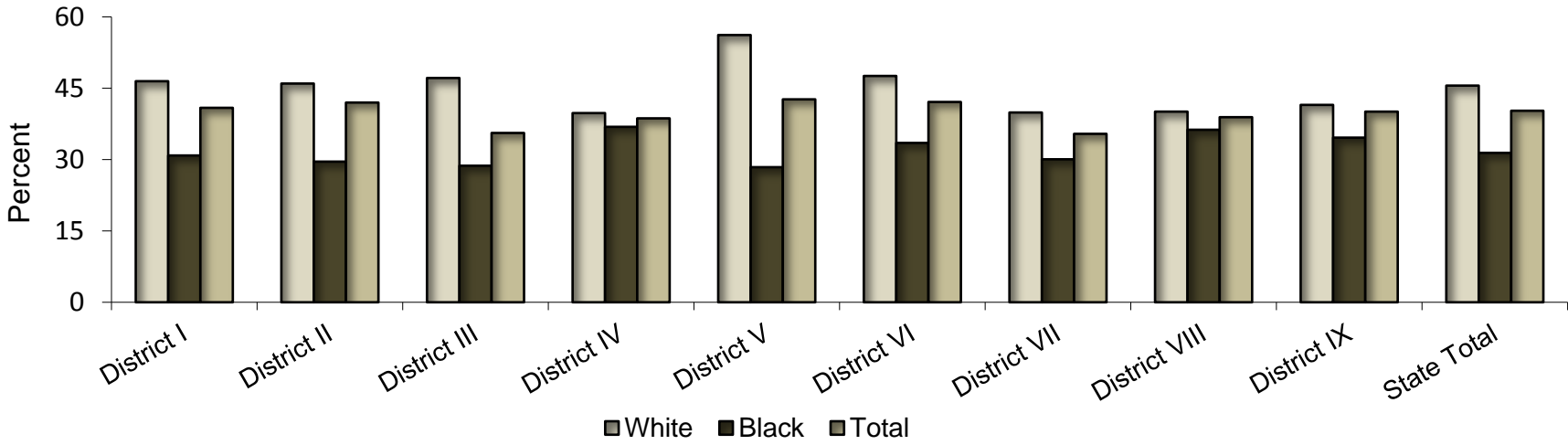
Ever Told That Cholesterol is High

	District I	District II	District III	District IV	District V	District VI	District VII	District VIII	District IX	State Total
White	40.7	40.4	39.4	44.1	43.0	41.6	43.6	42.2	42.0	41.9
Black	35.9	41.2	33.9	36.8	33.5	27.8	34.1	38.5	29.0	34.3
Total	38.9	40.6	36.1	41.4	38.5	35.8	39.4	41.1	39.6	39.2

Source: Mississippi Behavioral Risk Factor Surveillance Survey, 2015

Note: Denominator is those who have ever had cholesterol checked.

Flu Shot in Past 12 Months

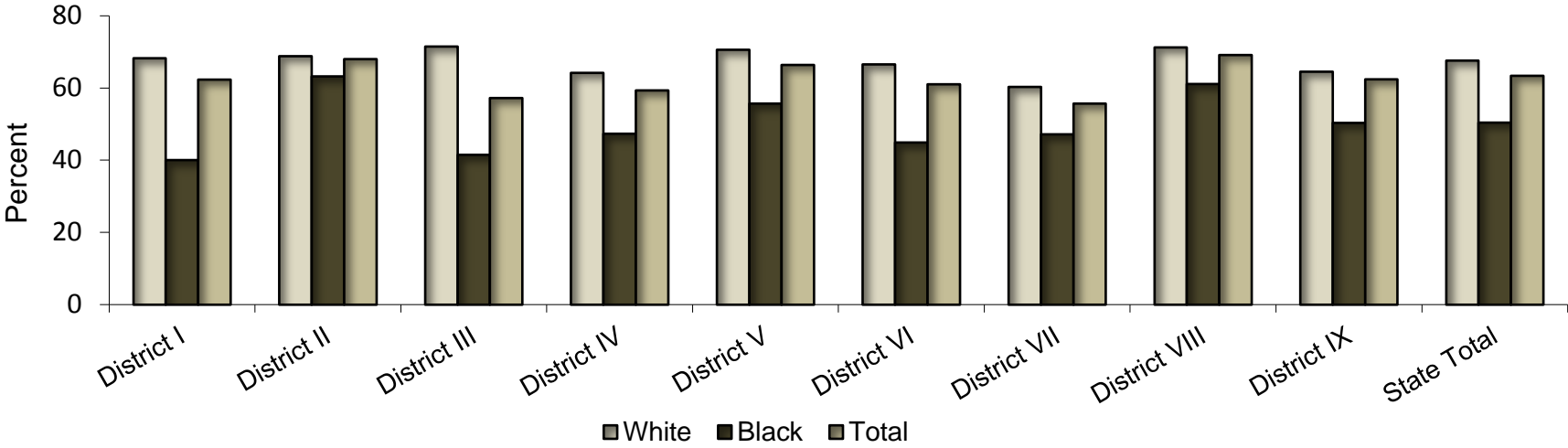


Flu Shot in Past 12 Months

	District I	District II	District III	District IV	District V	District VI	District VII	District VIII	District IX	State Total
White	46.5	46.0	47.2	39.8	56.2	47.6	39.9	40.1	41.5	45.6
Black	30.9	29.6	28.7	36.9	28.4	33.5	30.1	36.3	34.6	31.4
Total	40.9	42.0	35.6	38.7	42.7	42.1	35.4	38.9	40.1	40.3

Source: Mississippi Behavioral Risk Factor Surveillance Survey, 2015

Flu Shot in Past 12 Months (Age 65+)

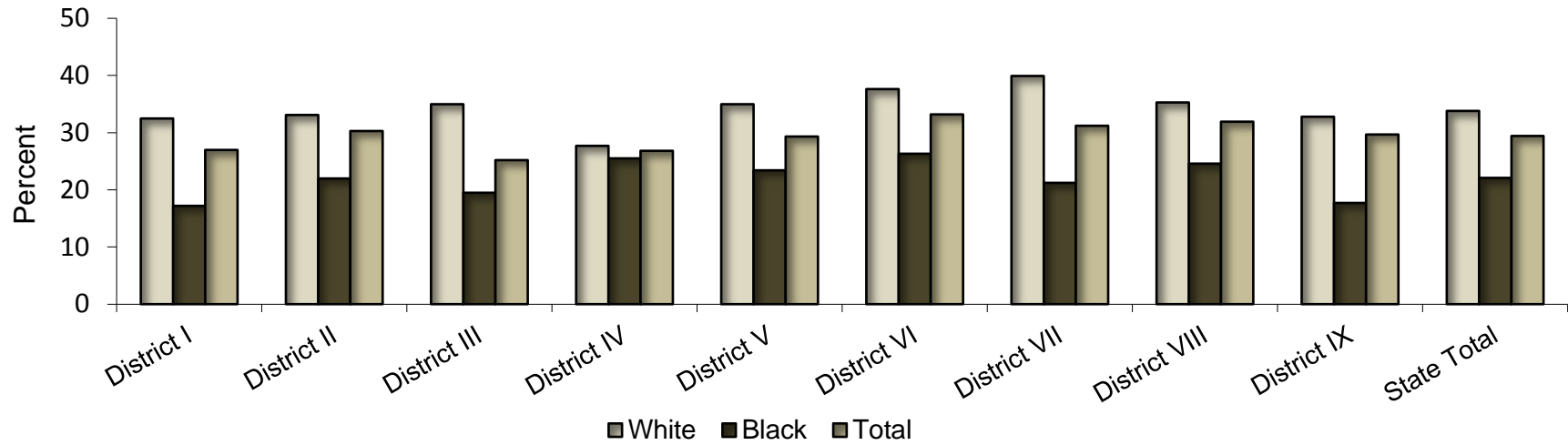


Flu Shot in Past 12 Months (Age 65+)

	District I	District II	District III	District IV	District V	District VI	District VII	District VIII	District IX	State Total
White	68.2	68.8	71.5	64.2	70.6	66.5	60.3	71.2	64.5	67.6
Black	40.0	63.2	41.5	47.3	55.7	44.9	47.2	61.1	50.3	50.4
Total	62.3	68.0	57.2	59.3	66.4	61.0	55.7	69.1	62.4	63.4

Source: Mississippi Behavioral Risk Factor Surveillance Survey, 2015

Ever Had Pneumonia Vaccination

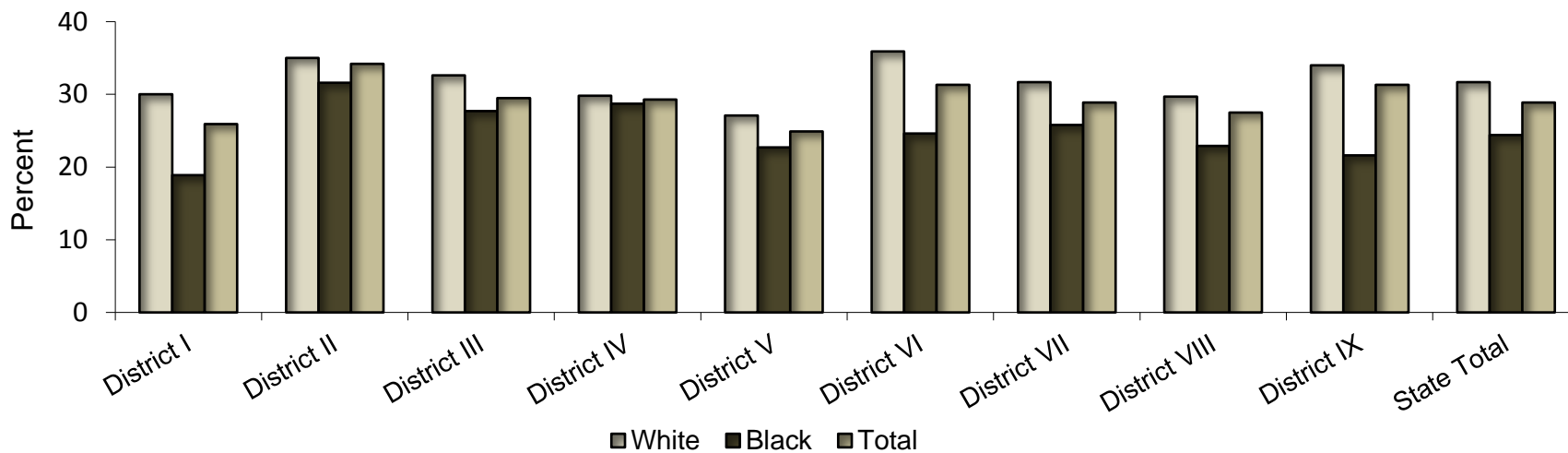


Ever Had Pneumonia Vaccine

	District I	District II	District III	District IV	District V	District VI	District VII	District VIII	District IX	State Total
White	32.5	33.1	35.0	27.7	35.0	37.6	39.9	35.3	32.8	33.8
Black	17.2	22.0	19.5	25.5	23.4	26.3	21.2	24.6	17.7	22.1
Total	27.0	30.3	25.2	26.8	29.3	33.2	31.2	31.9	29.7	29.4

Source: Mississippi Behavioral Risk Factor Surveillance Survey, 2015

Ever Diagnosed With Arthritis

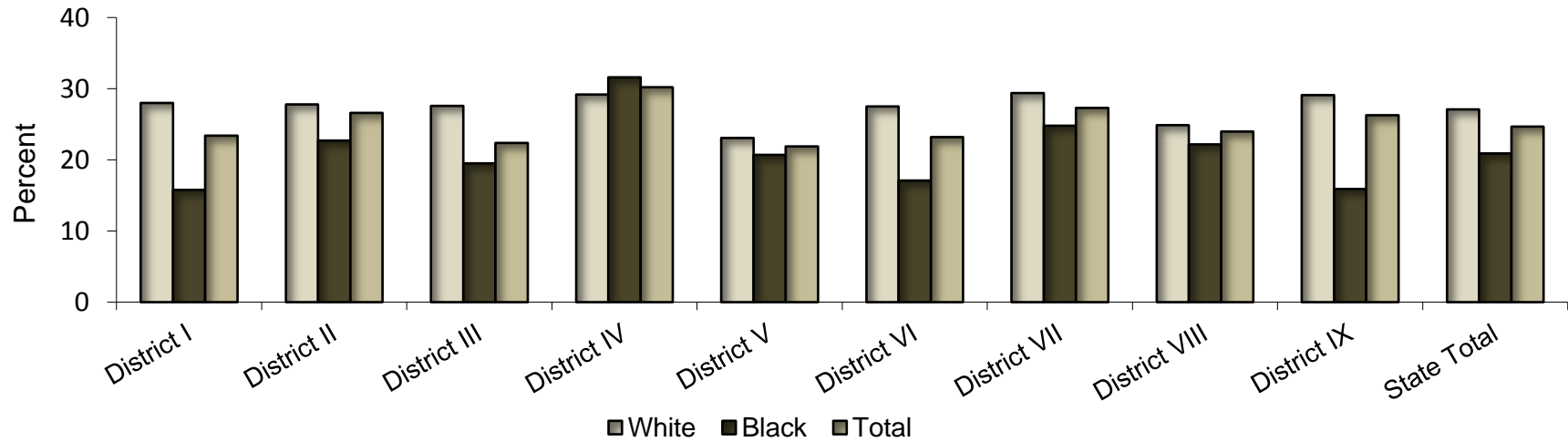


Ever Diagnosed With Arthritis

	District I	District II	District III	District IV	District V	District VI	District VII	District VIII	District IX	State Total
White	30.0	35.0	32.6	29.8	27.1	35.9	31.7	29.7	34.0	31.7
Black	18.9	31.6	27.7	28.7	22.7	24.6	25.8	22.9	21.6	24.4
Total	25.9	34.2	29.5	29.3	24.9	31.3	28.9	27.5	31.3	28.9

Source: Mississippi Behavioral Risk Factor Surveillance Survey, 2015

Activities Limited by Health Problems

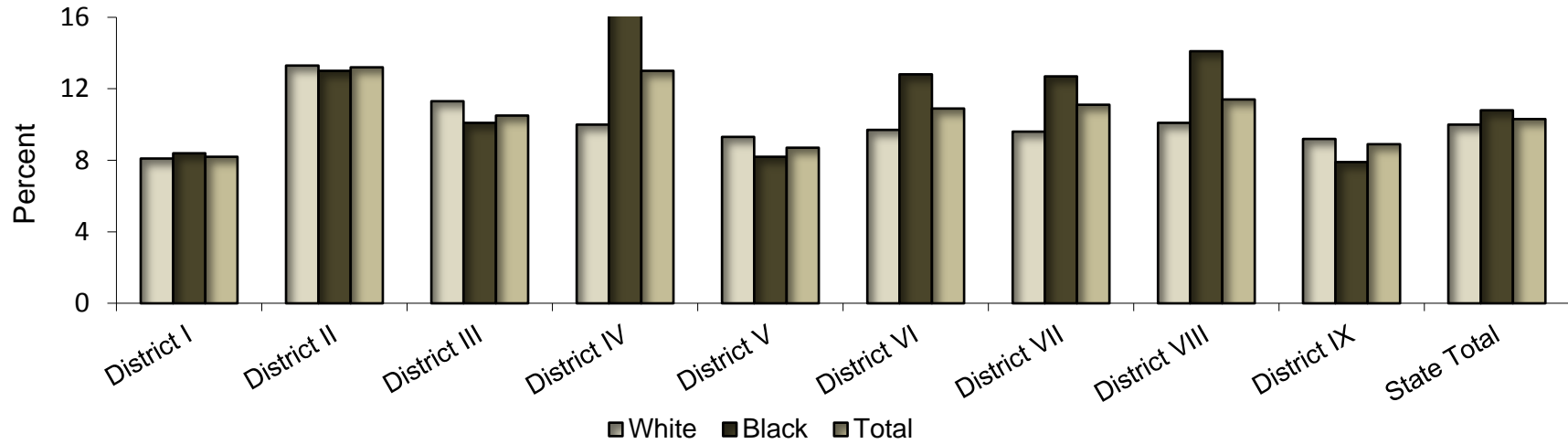


Activities Limited by Health Problems

	District I	District II	District III	District IV	District V	District VI	District VII	District VIII	District IX	State Total
White	28.0	27.8	27.6	29.2	23.1	27.5	29.4	24.9	29.1	27.1
Black	15.8	22.7	19.5	31.6	20.7	17.1	24.8	22.2	15.9	20.9
Total	23.4	26.6	22.4	30.2	21.9	23.2	27.3	24.0	26.3	24.7

Source: Mississippi Behavioral Risk Factor Surveillance Survey, 2015

Special Equipment Needed For Health Problems

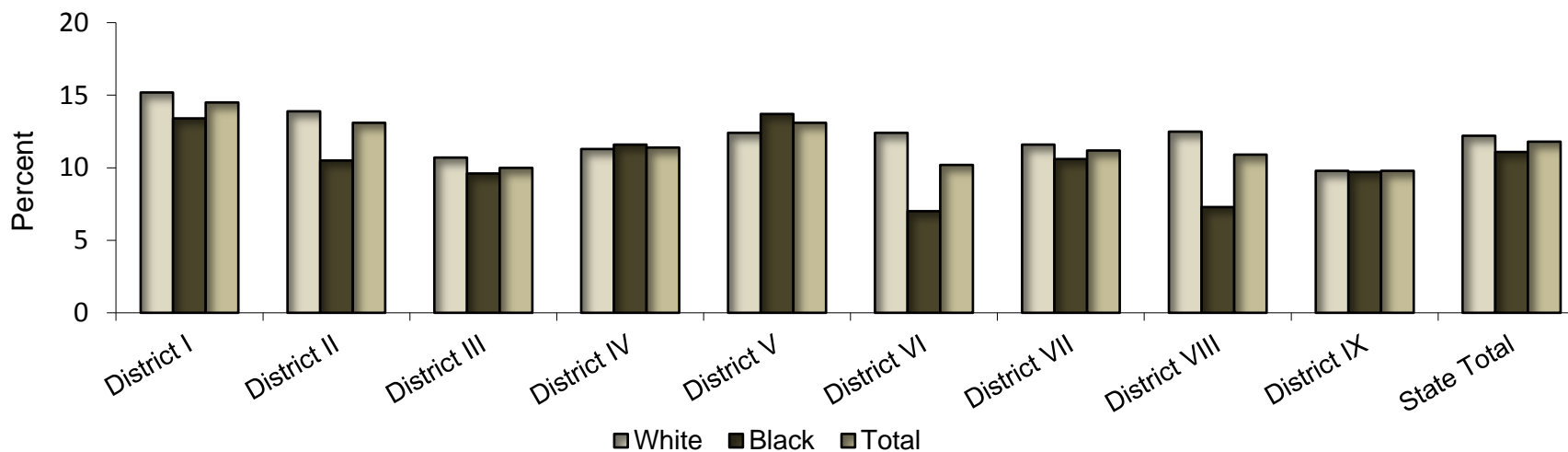


Special Equipment Needed for Health Problems

	District I	District II	District III	District IV	District V	District VI	District VII	District VIII	District IX	State Total
White	8.1	13.3	11.3	10.0	9.3	9.7	9.6	10.1	9.2	10.0
Black	8.4	13.0	10.1	17.5	8.2	12.8	12.7	14.1	7.9	10.8
Total	8.2	13.2	10.5	13.0	8.7	10.9	11.1	11.4	8.9	10.3

Source: Mississippi Behavioral Risk Factor Surveillance Survey, 2015

At Risk Because of Binge Drinking

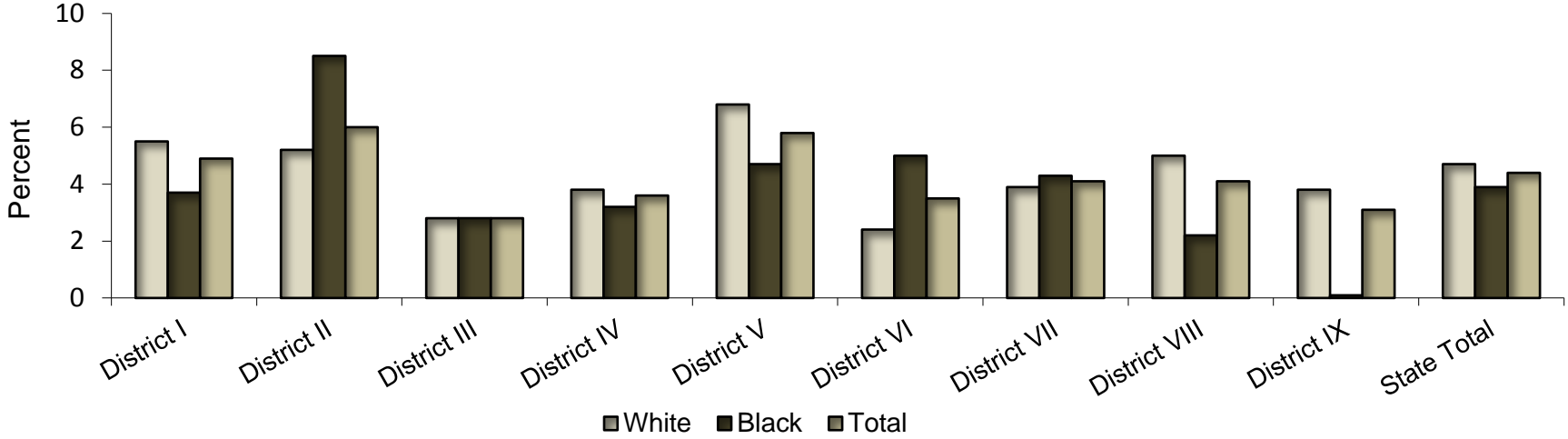


At Risk Because of Binge Drinking

	District I	District II	District III	District IV	District V	District VI	District VII	District VIII	District IX	State Total
White	15.2	13.9	10.7	11.3	12.4	12.4	11.6	12.5	9.8	12.2
Black	13.4	10.5	9.6	11.6	13.7	7.0	10.6	7.3	9.7	11.1
Total	14.5	13.1	10.0	11.4	13.1	10.2	11.2	10.9	9.8	11.8

Source: Mississippi Behavioral Risk Factor Surveillance Survey, 2015

At Risk Because of Heavy Drinking

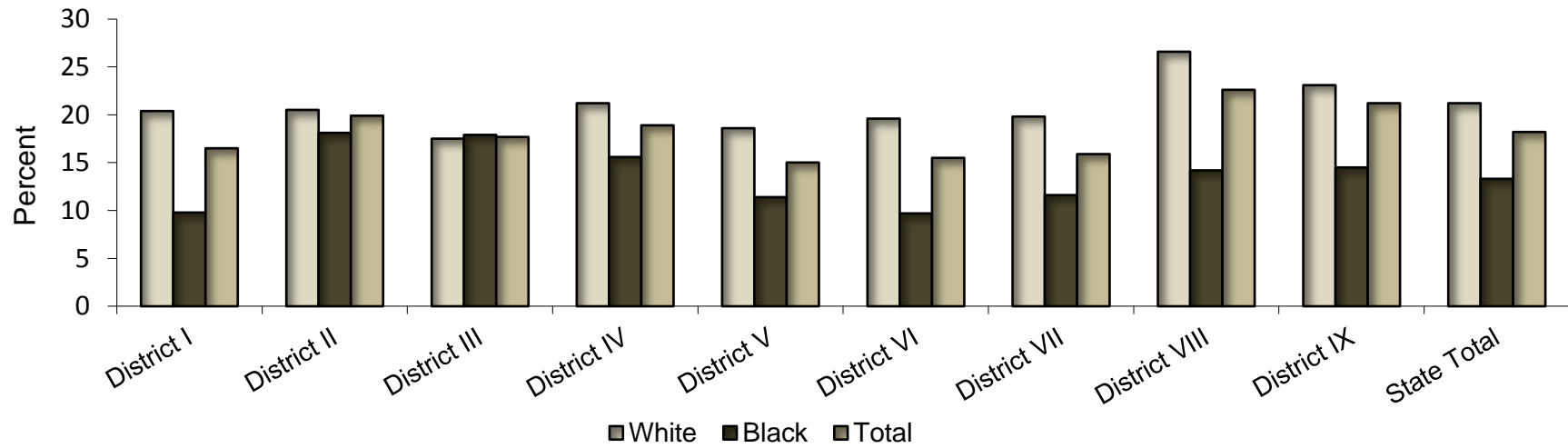


At Risk Because of Heavy Drinking

	District I	District II	District III	District IV	District V	District VI	District VII	District VIII	District IX	State Total
White	5.5	5.2	2.8	3.8	6.8	2.4	3.9	5.0	3.8	4.7
Black	3.7	8.5	2.8	3.2	4.7	5.0	4.3	2.2	0.1	3.9
Total	4.9	6.0	2.8	3.6	5.8	3.5	4.1	4.1	3.1	4.4

Source: Mississippi Behavioral Risk Factor Surveillance Survey, 2015

Ever Diagnosed With Depression

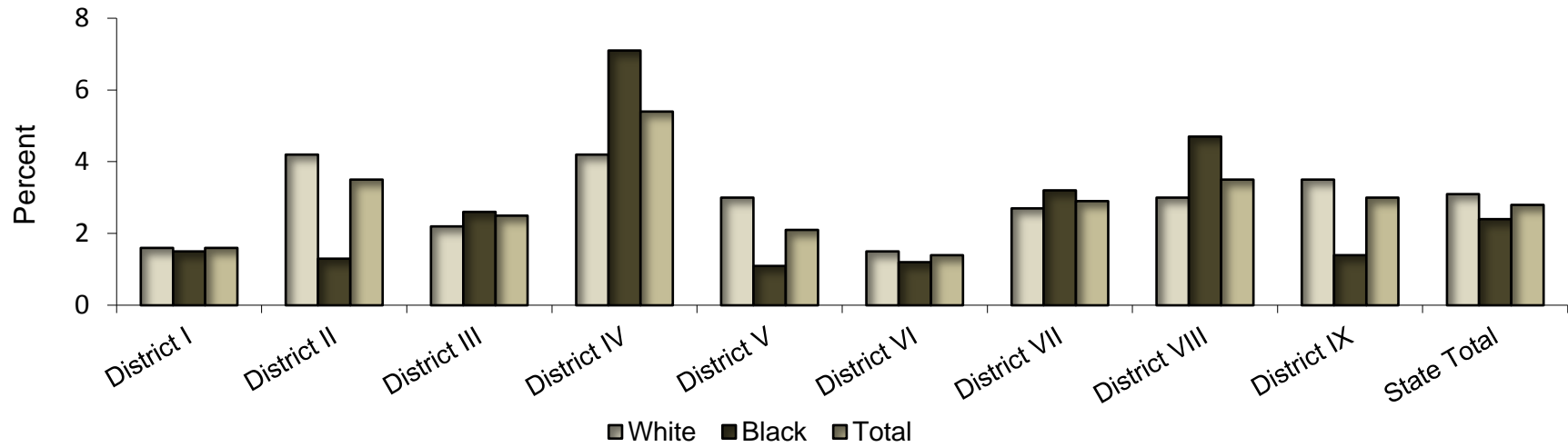


Ever Diagnosed With Depression

	District I	District II	District III	District IV	District V	District VI	District VII	District VIII	District IX	State Total
White	20.4	20.5	17.5	21.2	18.6	19.6	19.8	26.6	23.1	21.2
Black	9.8	18.1	17.9	15.6	11.4	9.7	11.6	14.2	14.5	13.3
Total	16.5	19.9	17.7	18.9	15.0	15.5	15.9	22.6	21.2	18.2

Source: Mississippi Behavioral Risk Factor Surveillance Survey, 2015

Ever Diagnosed With Kidney Disease

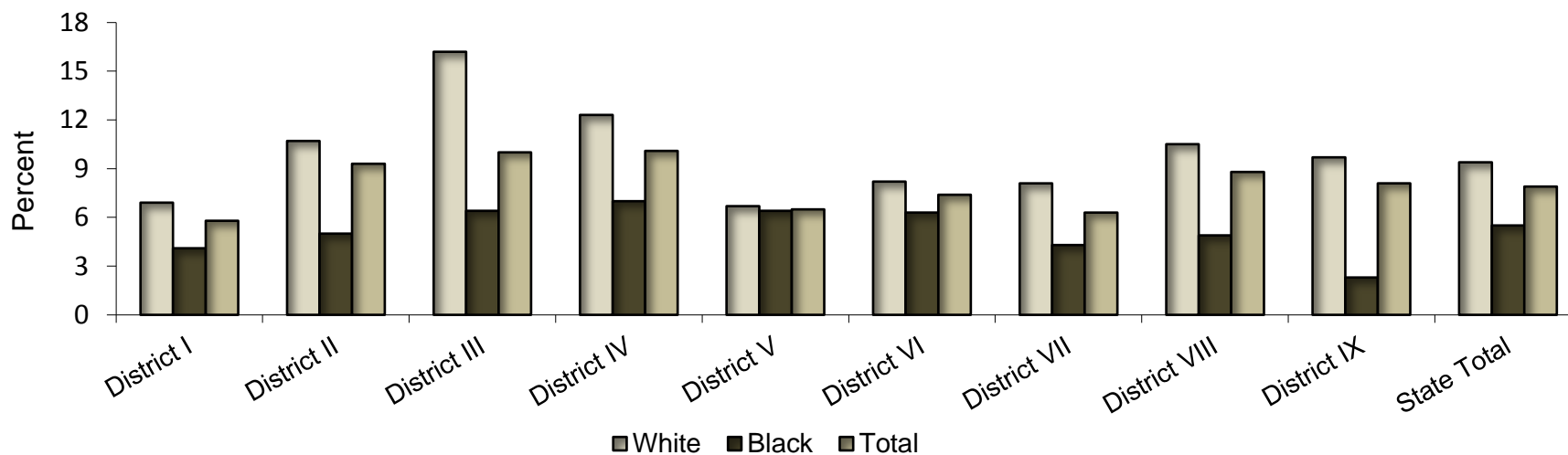


Ever Diagnosed With Kidney Disease

	District I	District II	District III	District IV	District V	District VI	District VII	District VIII	District IX	State Total
White	1.6	4.2	2.2	4.2	3.0	1.5	2.7	3.0	3.5	3.1
Black	1.5	1.3	2.6	7.1	1.1	1.2	3.2	4.7	1.4	2.4
Total	1.6	3.5	2.5	5.4	2.1	1.4	2.9	3.5	3.0	2.8

Source: Mississippi Behavioral Risk Factor Surveillance Survey, 2015

Ever Diagnosed With COPD

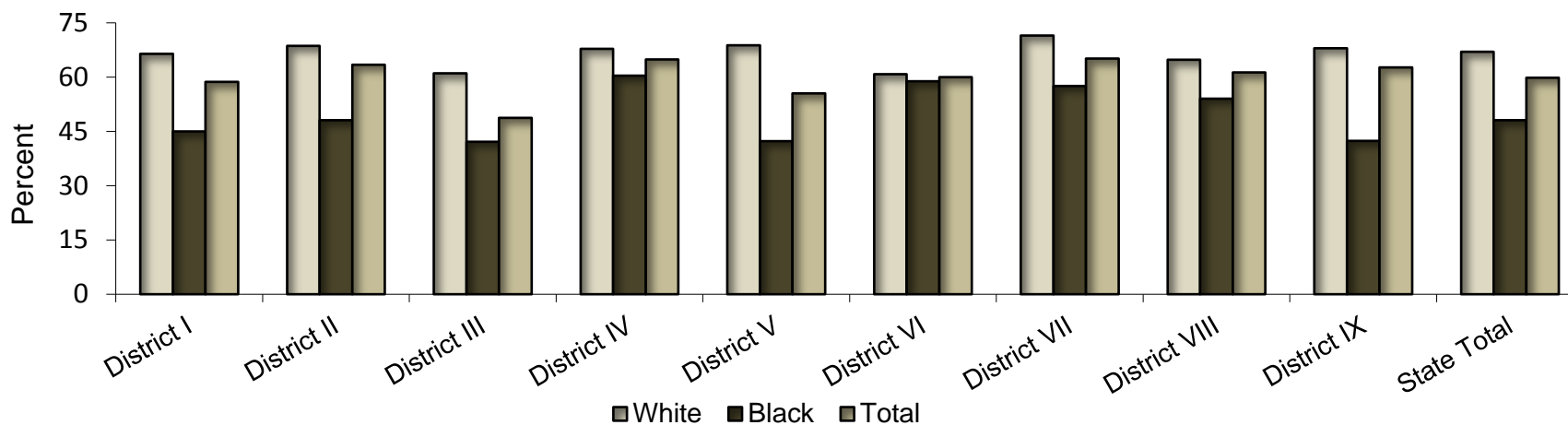


Ever Diagnosed With COPD

	District I	District II	District III	District IV	District V	District VI	District VII	District VIII	District IX	State Total
White	6.9	10.7	16.2	12.3	6.7	8.2	8.1	10.5	9.7	9.4
Black	4.1	5.0	6.4	7.0	6.4	6.3	4.3	4.9	2.3	5.5
Total	5.8	9.3	10.0	10.1	6.5	7.4	6.3	8.8	8.1	7.9

Source: Mississippi Behavioral Risk Factor Surveillance Survey, 2015

Never Tested For HIV (Age 18-64)



Ever Tested for HIV (Age 18-64)

	District I	District II	District III	District IV	District V	District VI	District VII	District VIII	District IX	State Total
White	66.4	68.6	61.0	67.8	68.8	60.8	71.5	64.8	68.0	67.0
Black	45.0	48.1	42.1	60.4	42.3	58.8	57.5	54.0	42.4	48.1
Total	58.7	63.4	48.7	64.9	55.5	60.0	65.1	61.3	62.7	59.8

Source: Mississippi Behavioral Risk Factor Surveillance Survey, 2015